





District Health Assessment for Multiple District 1 through January 2026

|  |                                      | Clubs        |                     |             |                                            |           |                 |                        | Membership                      |                                     |                             |         |          |                                                |                                                 | Member Strength            |                               | Cancellation                         |                            | Reports                             |                              |                      | Finance                          | Leadership                       |                                |                                  |                                |
|----------------------------------------------------------------------------------|--------------------------------------|--------------|---------------------|-------------|--------------------------------------------|-----------|-----------------|------------------------|---------------------------------|-------------------------------------|-----------------------------|---------|----------|------------------------------------------------|-------------------------------------------------|----------------------------|-------------------------------|--------------------------------------|----------------------------|-------------------------------------|------------------------------|----------------------|----------------------------------|----------------------------------|--------------------------------|----------------------------------|--------------------------------|
| District Name                                                                    | Status/ Number of Months in Status * | Active Clubs | Clubs in Status Quo | Total Clubs | % Status Quo Clubs in Financial Suspension | New Clubs | Cancelled Clubs | YTD Net Club Gain/Loss | Current Members In Active Clubs | Current Members In Status Quo Clubs | Current Total Members Count | YTD Add | YTD Drop | YTD NetGrowth (includes Active and Status Quo) | YTD NetGrowth% (includes Active and Status Quo) | Member Count 12 Months Ago | Average Member Count Per Club | % of Clubs with less than 20 members | Average Cancelled Club Age | Members Lost Due to Cancelled Clubs | % of Clubs Reporting Service | % No MMR in 3 Months | % No Officer Report in 12 months | % of Clubs with balance 90+ days | Number of Zone Chairs Recorded | Number of Region Chairs Recorded | District Officers Vacancies ** |
| 1 A                                                                              |                                      | 69           | 0                   | 69          | 0%                                         | 1         | 0               | 1                      | 1779                            | 0                                   | 1779                        | 162     | 186      | -24                                            | -1.33%                                          | 1,822                      | 26                            | 51%                                  | 0                          | 0                                   | 100%                         | 38%                  | 0%                               | 3%                               | 13                             | 6                                |                                |
| 1 BK                                                                             |                                      | 57           | 0                   | 57          | 0%                                         | 0         | 1               | -1                     | 1758                            | 0                                   | 1758                        | 84      | 75       | 9                                              | 0.51%                                           | 1,725                      | 31                            | 39%                                  | 16                         | 3                                   | 54%                          | 42%                  | 0%                               | 5%                               | 9                              | 0                                |                                |
| 1 CN                                                                             | T(24)                                | 28           | 0                   | 28          | 0%                                         | 0         | 0               | 0                      | 881                             | 0                                   | 881                         | 31      | 64       | -33                                            | -3.61%                                          | 926                        | 31                            | 29%                                  | 0                          | 0                                   | 54%                          | 14%                  | 0%                               | 7%                               | 4                              | 0                                | 2nd VDG                        |
| 1 CS                                                                             | T(24)                                | 23           | 0                   | 23          | 0%                                         | 0         | 0               | 0                      | 495                             | 0                                   | 495                         | 28      | 31       | -3                                             | -0.60%                                          | 500                        | 22                            | 52%                                  | 0                          | 0                                   | 70%                          | 61%                  | 0%                               | 22%                              | 6                              | 0                                | 2nd VDG                        |
| 1 D                                                                              |                                      | 48           | 0                   | 48          | 0%                                         | 0         | 0               | 0                      | 1401                            | 0                                   | 1401                        | 52      | 85       | -33                                            | -2.30%                                          | 1,449                      | 29                            | 31%                                  | 0                          | 0                                   | 50%                          | 54%                  | 4%                               | 8%                               | 8                              | 0                                |                                |
| 1 F                                                                              | T(24)                                | 30           | 0                   | 30          | 0%                                         | 1         | 0               | 1                      | 885                             | 0                                   | 885                         | 117     | 73       | 44                                             | 5.23%                                           | 846                        | 30                            | 33%                                  | 0                          | 0                                   | 97%                          | 37%                  | 3%                               | 13%                              | 9                              | 2                                |                                |
| 1 G                                                                              | T(24)                                | 31           | 0                   | 31          | 0%                                         | 0         | 0               | 0                      | 649                             | 0                                   | 649                         | 19      | 34       | -15                                            | -2.26%                                          | 661                        | 21                            | 61%                                  | 0                          | 0                                   | 48%                          | 68%                  | 10%                              | 0%                               | 0                              | 0                                | 2nd VDG                        |
| 1 H                                                                              | T(24)                                | 34           | 0                   | 34          | 0%                                         | 0         | 2               | -2                     | 854                             | 0                                   | 854                         | 36      | 44       | -8                                             | -0.93%                                          | 877                        | 25                            | 38%                                  | 56                         | 11                                  | 29%                          | 65%                  | 0%                               | 15%                              | 4                              | 0                                | 1st VDG,GLT                    |
| 1 J                                                                              |                                      | 54           | 0                   | 54          | 0%                                         | 0         | 0               | 0                      | 2096                            | 0                                   | 2096                        | 106     | 95       | 11                                             | 0.53%                                           | 2,077                      | 39                            | 24%                                  | 0                          | 0                                   | 65%                          | 43%                  | 0%                               | 9%                               | 10                             | 0                                |                                |
| 1 M                                                                              | T(24)                                | 45           | 0                   | 45          | 0%                                         | 0         | 2               | -2                     | 1109                            | 0                                   | 1109                        | 39      | 72       | -33                                            | -2.89%                                          | 1,168                      | 25                            | 42%                                  | 55                         | 26                                  | 51%                          | 49%                  | 4%                               | 9%                               | 7                              | 0                                |                                |
|                                                                                  |                                      | 419          | 0                   | 419         | 0%                                         | 2         | 5               | -3                     | 11907                           | 0                                   | 11907                       | 674     | 759      | -85                                            | -0.71%                                          | 12,051                     | 28                            | 40%                                  | 47                         | 40                                  | 64%                          | 46%                  | 2%                               | 8%                               | 70                             | 8                                |                                |




District Health Assessment for Multiple District 2 through January 2026

|  |                                               | Clubs        |                           |             |                                               |           |                 |                            | Membership                      |                                     |                             |         |          |                                                |                                                 | Member Strength            |                               | Cancellation                         |                            | Reports                             |                              |                      | Finance                          | Leadership                       |                                |                                  |                                |
|----------------------------------------------------------------------------------|-----------------------------------------------|--------------|---------------------------|-------------|-----------------------------------------------|-----------|-----------------|----------------------------|---------------------------------|-------------------------------------|-----------------------------|---------|----------|------------------------------------------------|-------------------------------------------------|----------------------------|-------------------------------|--------------------------------------|----------------------------|-------------------------------------|------------------------------|----------------------|----------------------------------|----------------------------------|--------------------------------|----------------------------------|--------------------------------|
| District Name                                                                    | Status/<br>Number<br>of Months<br>in Status * | Active Clubs | Clubs in<br>Status<br>Quo | Total Clubs | % Status Quo Clubs<br>in Financial Suspension | New Clubs | Cancelled Clubs | YTD Net Club Gain/<br>Loss | Current Members In Active Clubs | Current Members In Status Quo Clubs | Current Total Members Count | YTD Add | YTD Drop | YTD NetGrowth (includes Active and Status Quo) | YTD NetGrowth% (includes Active and Status Quo) | Member Count 12 Months Ago | Average Member Count Per Club | % of Clubs with less than 20 members | Average Cancelled Club Age | Members Lost Due to Cancelled Clubs | % of Clubs Reporting Service | % No MMR in 3 Months | % No Officer Report in 12 months | % of Clubs with balance 90+ days | Number of Zone Chairs Recorded | Number of Region Chairs Recorded | District Officers Vacancies ** |
| 2 T1                                                                             | T(23)                                         | 35           | 0                         | 35          | 0%                                            | 1         | 0               | 1                          | 1206                            | 0                                   | 1206                        | 141     | 97       | 44                                             | 3.79%                                           | 1,167                      | 34                            | 49%                                  | 0                          | 0                                   | 20%                          | 54%                  | 3%                               | 6%                               | 5                              | 0                                |                                |
| 2 T2                                                                             | T(24)                                         | 31           | 0                         | 31          | 0%                                            | 0         | 2               | -2                         | 919                             | 0                                   | 919                         | 48      | 102      | -54                                            | -5.55%                                          | 972                        | 30                            | 48%                                  | 46                         | 26                                  | 39%                          | 61%                  | 26%                              | 10%                              | 8                              | 0                                |                                |
| 2 T3                                                                             | T(24)                                         | 37           | 0                         | 37          | 0%                                            | 2         | 0               | 2                          | 693                             | 0                                   | 693                         | 118     | 86       | 32                                             | 4.84%                                           | 688                        | 19                            | 68%                                  | 0                          | 0                                   | 49%                          | 46%                  | 11%                              | 16%                              | 6                              | 0                                | 2nd VDG                        |
| 2 E1                                                                             | T(24)                                         | 40           | 0                         | 40          | 0%                                            | 0         | 1               | -1                         | 869                             | 0                                   | 869                         | 51      | 68       | -17                                            | -1.92%                                          | 876                        | 22                            | 58%                                  | 98                         | 8                                   | 28%                          | 58%                  | 5%                               | 13%                              | 5                              | 0                                | 2nd VDG                        |
| 2 E2                                                                             |                                               | 52           | 0                         | 52          | 0%                                            | 1         | 1               | 0                          | 1662                            | 0                                   | 1662                        | 167     | 127      | 40                                             | 2.47%                                           | 1,626                      | 32                            | 35%                                  | 52                         | 10                                  | 69%                          | 38%                  | 2%                               | 10%                              | 9                              | 1                                | GLT                            |
| 2 X1                                                                             |                                               | 72           | 0                         | 72          | 0%                                            | 2         | 1               | 1                          | 2222                            | 0                                   | 2222                        | 208     | 256      | -48                                            | -2.11%                                          | 2,080                      | 31                            | 29%                                  | 18                         | 8                                   | 72%                          | 40%                  | 1%                               | 3%                               | 12                             | 3                                |                                |
| 2 X2                                                                             | T(24)                                         | 34           | 0                         | 34          | 0%                                            | 2         | 1               | 1                          | 1010                            | 0                                   | 1010                        | 176     | 99       | 77                                             | 8.25%                                           | 890                        | 30                            | 41%                                  | 49                         | 11                                  | 62%                          | 32%                  | 0%                               | 21%                              | 7                              | 0                                |                                |
| 2 X3                                                                             |                                               | 54           | 0                         | 54          | 0%                                            | 2         | 0               | 2                          | 1291                            | 0                                   | 1291                        | 143     | 153      | -10                                            | -0.77%                                          | 1,313                      | 24                            | 61%                                  | 0                          | 0                                   | 48%                          | 26%                  | 11%                              | 4%                               | 5                              | 2                                |                                |
| 2 A1                                                                             | T(24)                                         | 33           | 0                         | 33          | 0%                                            | 0         | 0               | 0                          | 846                             | 0                                   | 846                         | 67      | 73       | -6                                             | -0.70%                                          | 884                        | 26                            | 52%                                  | 0                          | 0                                   | 30%                          | 48%                  | 3%                               | 12%                              | 5                              | 0                                |                                |
| 2 A2                                                                             |                                               | 57           | 0                         | 57          | 0%                                            | 0         | 3               | -3                         | 1416                            | 0                                   | 1416                        | 84      | 104      | -20                                            | -1.39%                                          | 1,427                      | 25                            | 54%                                  | 61                         | 32                                  | 53%                          | 53%                  | 2%                               | 9%                               | 8                              | 2                                |                                |
| 2 A3                                                                             | T(24)                                         | 48           | 0                         | 48          | 0%                                            | 1         | 0               | 1                          | 1089                            | 0                                   | 1089                        | 107     | 82       | 25                                             | 2.35%                                           | 1,051                      | 23                            | 48%                                  | 0                          | 0                                   | 83%                          | 46%                  | 6%                               | 6%                               | 9                              | 0                                |                                |
| 2 S1                                                                             |                                               | 42           | 0                         | 42          | 0%                                            | 0         | 0               | 0                          | 1343                            | 0                                   | 1343                        | 82      | 87       | -5                                             | -0.37%                                          | 1,375                      | 32                            | 52%                                  | 0                          | 0                                   | 29%                          | 52%                  | 0%                               | 17%                              | 0                              | 0                                |                                |
| 2 S2                                                                             |                                               | 52           | 0                         | 52          | 0%                                            | 0         | 0               | 0                          | 1413                            | 0                                   | 1413                        | 98      | 146      | -48                                            | -3.29%                                          | 1,448                      | 27                            | 50%                                  | 0                          | 0                                   | 48%                          | 44%                  | 13%                              | 4%                               | 7                              | 2                                | GMT                            |
| 2 S3                                                                             |                                               | 46           | 0                         | 46          | 0%                                            | 0         | 1               | -1                         | 1696                            | 0                                   | 1696                        | 177     | 140      | 37                                             | 2.23%                                           | 1,658                      | 37                            | 39%                                  | 17                         | 2                                   | 70%                          | 30%                  | 4%                               | 4%                               | 7                              | 0                                |                                |
| 2 S4                                                                             |                                               | 68           | 0                         | 68          | 0%                                            | 4         | 4               | 0                          | 2055                            | 0                                   | 2055                        | 257     | 225      | 32                                             | 1.58%                                           | 1,999                      | 30                            | 38%                                  | 8                          | 36                                  | 79%                          | 46%                  | 3%                               | 3%                               | 11                             | 0                                |                                |
| 2 S5                                                                             |                                               | 53           | 0                         | 53          | 0%                                            | 1         | 1               | 0                          | 2059                            | 0                                   | 2059                        | 186     | 174      | 12                                             | 0.59%                                           | 2,078                      | 39                            | 21%                                  | 52                         | 11                                  | 62%                          | 47%                  | 2%                               | 13%                              | 9                              | 0                                |                                |
|                                                                                  |                                               | 754          | 0                         | 754         | 0%                                            | 16        | 15              | 1                          | 21789                           | 0                                   | 21789                       | 2110    | 2019     | 91                                             | 0.42%                                           | 21,532                     | 29                            | 45%                                  | 39                         | 144                                 | 56%                          | 44%                  | 5%                               | 8%                               | 113                            | 10                               |                                |




District Health Assessment for Multiple District 2 through January 2026

|  |                                               | Clubs        |                     |             |                                            |           |                 |                        | Membership                      |                                     |                             |         |          |                                                |                                                 | Member Strength            |                               | Cancellation                         |                            | Reports                             |                              |                      | Finance                          | Leadership                       |                                |                                  |                                |
|----------------------------------------------------------------------------------|-----------------------------------------------|--------------|---------------------|-------------|--------------------------------------------|-----------|-----------------|------------------------|---------------------------------|-------------------------------------|-----------------------------|---------|----------|------------------------------------------------|-------------------------------------------------|----------------------------|-------------------------------|--------------------------------------|----------------------------|-------------------------------------|------------------------------|----------------------|----------------------------------|----------------------------------|--------------------------------|----------------------------------|--------------------------------|
| District Name                                                                    | Status/<br>Number<br>of Months<br>in Status * | Active Clubs | Clubs in Status Quo | Total Clubs | % Status Quo Clubs in Financial Suspension | New Clubs | Cancelled Clubs | YTD Net Club Gain/Loss | Current Members In Active Clubs | Current Members In Status Quo Clubs | Current Total Members Count | YTD Add | YTD Drop | YTD NetGrowth (includes Active and Status Quo) | YTD NetGrowth% (includes Active and Status Quo) | Member Count 12 Months Ago | Average Member Count Per Club | % of Clubs with less than 20 members | Average Cancelled Club Age | Members Lost Due to Cancelled Clubs | % of Clubs Reporting Service | % No MMR in 3 Months | % No Officer Report in 12 months | % of Clubs with balance 90+ days | Number of Zone Chairs Recorded | Number of Region Chairs Recorded | District Officers Vacancies ** |
| 3 E                                                                              | T(24)                                         | 38           | 0                   | 38          | 0%                                         | 0         | 0               | 0                      | 734                             | 0                                   | 734                         | 39      | 64       | -25                                            | -3.29%                                          | 795                        | 19                            | 58%                                  | 0                          | 0                                   | 29%                          | 42%                  | 0%                               | 8%                               | 8                              | 0                                |                                |
| 3 NW                                                                             | T(24)                                         | 37           | 0                   | 37          | 0%                                         | 0         | 2               | -2                     | 926                             | 0                                   | 926                         | 49      | 81       | -32                                            | -3.34%                                          | 961                        | 25                            | 46%                                  | 72                         | 17                                  | 30%                          | 51%                  | 16%                              | 11%                              | 6                              | 0                                | 1st VDG,2nd VDG                |
| 3 SW                                                                             | T(24)                                         | 43           | 0                   | 43          | 0%                                         | 0         | 5               | -5                     | 905                             | 0                                   | 905                         | 78      | 92       | -14                                            | -1.52%                                          | 930                        | 21                            | 53%                                  | 48                         | 30                                  | 23%                          | 49%                  | 2%                               | 14%                              | 10                             | 0                                | 2nd VDG                        |
|                                                                                  |                                               | 118          | 0                   | 118         | 0%                                         | 0         | 7               | -7                     | 2565                            | 0                                   | 2565                        | 166     | 237      | -71                                            | -2.69%                                          | 2,686                      | 22                            | 53%                                  | 55                         | 47                                  | 27%                          | 47%                  | 6%                               | 11%                              | 24                             | 0                                |                                |




District Health Assessment for Multiple District 4 through January 2026

|  |                                               | Clubs        |                     |             |                                            |           |                 |                        | Membership                      |                                     |                             |         |          |                                                |                                                 | Member Strength            |                               | Cancellation                         |                            | Reports                             |                              |                      | Finance                          | Leadership                       |                                |                                  |                                |
|----------------------------------------------------------------------------------|-----------------------------------------------|--------------|---------------------|-------------|--------------------------------------------|-----------|-----------------|------------------------|---------------------------------|-------------------------------------|-----------------------------|---------|----------|------------------------------------------------|-------------------------------------------------|----------------------------|-------------------------------|--------------------------------------|----------------------------|-------------------------------------|------------------------------|----------------------|----------------------------------|----------------------------------|--------------------------------|----------------------------------|--------------------------------|
| District Name                                                                    | Status/<br>Number<br>of Months<br>in Status * | Active Clubs | Clubs in Status Quo | Total Clubs | % Status Quo Clubs in Financial Suspension | New Clubs | Cancelled Clubs | YTD Net Club Gain/Loss | Current Members In Active Clubs | Current Members In Status Quo Clubs | Current Total Members Count | YTD Add | YTD Drop | YTD NetGrowth (includes Active and Status Quo) | YTD NetGrowth% (includes Active and Status Quo) | Member Count 12 Months Ago | Average Member Count Per Club | % of Clubs with less than 20 members | Average Cancelled Club Age | Members Lost Due to Cancelled Clubs | % of Clubs Reporting Service | % No MMR in 3 Months | % No Officer Report in 12 months | % of Clubs with balance 90+ days | Number of Zone Chairs Recorded | Number of Region Chairs Recorded | District Officers Vacancies ** |
| 4 C1                                                                             | T(24)                                         | 34           | 0                   | 34          | 0%                                         | 0         | 1               | -1                     | 758                             | 0                                   | 758                         | 54      | 73       | -19                                            | -2.45%                                          | 771                        | 22                            | 56%                                  | 78                         | 16                                  | 74%                          | 47%                  | 0%                               | 18%                              | 9                              | 3                                | 2nd VDG                        |
| 4 C2                                                                             | T(24)                                         | 45           | 0                   | 45          | 0%                                         | 0         | 1               | -1                     | 1060                            | 0                                   | 1060                        | 75      | 88       | -13                                            | -1.21%                                          | 1,124                      | 24                            | 51%                                  | 72                         | 13                                  | 27%                          | 51%                  | 2%                               | 16%                              | 8                              | 4                                | 2nd VDG                        |
| 4 C3                                                                             | T(24)                                         | 41           | 0                   | 41          | 0%                                         | 1         | 0               | 1                      | 996                             | 0                                   | 996                         | 125     | 65       | 60                                             | 6.41%                                           | 929                        | 24                            | 46%                                  | 0                          | 0                                   | 61%                          | 39%                  | 7%                               | 7%                               | 8                              | 4                                |                                |
| 4 C4                                                                             |                                               | 62           | 0                   | 62          | 0%                                         | 8         | 0               | 8                      | 1872                            | 0                                   | 1872                        | 325     | 159      | 166                                            | 9.73%                                           | 1,823                      | 30                            | 31%                                  | 0                          | 0                                   | 60%                          | 42%                  | 0%                               | 0%                               | 14                             | 6                                |                                |
| 4 C5                                                                             | T(15)                                         | 48           | 0                   | 48          | 0%                                         | 0         | 0               | 0                      | 1171                            | 0                                   | 1171                        | 73      | 50       | 23                                             | 2.00%                                           | 1,222                      | 24                            | 46%                                  | 0                          | 0                                   | 98%                          | 52%                  | 0%                               | 10%                              | 7                              | 3                                | GMT                            |
| 4 C6                                                                             | T(24)                                         | 41           | 0                   | 41          | 0%                                         | 2         | 0               | 2                      | 1000                            | 0                                   | 1000                        | 141     | 97       | 44                                             | 4.60%                                           | 944                        | 24                            | 49%                                  | 0                          | 0                                   | 61%                          | 37%                  | 0%                               | 10%                              | 8                              | 0                                |                                |
| 4 A1                                                                             |                                               | 48           | 0                   | 48          | 0%                                         | 0         | 0               | 0                      | 1660                            | 0                                   | 1660                        | 103     | 102      | 1                                              | 0.06%                                           | 1,648                      | 35                            | 42%                                  | 0                          | 0                                   | 75%                          | 27%                  | 0%                               | 8%                               | 7                              | 1                                |                                |
| 4 A2                                                                             |                                               | 59           | 1                   | 60          | 100%                                       | 0         | 1               | -1                     | 1685                            | 23                                  | 1708                        | 121     | 129      | -8                                             | -0.47%                                          | 1,691                      | 29                            | 45%                                  | 8                          | 9                                   | 47%                          | 52%                  | 0%                               | 25%                              | 10                             | 4                                |                                |
| 4 A3                                                                             | T(24)                                         | 30           | 0                   | 30          | 0%                                         | 0         | 0               | 0                      | 1034                            | 0                                   | 1034                        | 82      | 53       | 29                                             | 2.89%                                           | 1,047                      | 34                            | 33%                                  | 0                          | 0                                   | 73%                          | 30%                  | 0%                               | 17%                              | 5                              | 0                                | 1st VDG,2nd VDG                |
| 4 L2                                                                             |                                               | 60           | 0                   | 60          | 0%                                         | 2         | 1               | 1                      | 1527                            | 0                                   | 1527                        | 266     | 129      | 137                                            | 9.86%                                           | 1,486                      | 25                            | 55%                                  | 62                         | 16                                  | 97%                          | 55%                  | 5%                               | 13%                              | 15                             | 5                                |                                |
| 4 L3                                                                             |                                               | 64           | 0                   | 64          | 0%                                         | 3         | 1               | 2                      | 1381                            | 0                                   | 1381                        | 193     | 104      | 89                                             | 6.89%                                           | 1,308                      | 22                            | 55%                                  | 6                          | 3                                   | 34%                          | 55%                  | 5%                               | 11%                              | 9                              | 3                                |                                |
| 4 L4                                                                             | T(24)                                         | 28           | 0                   | 28          | 0%                                         | 0         | 0               | 0                      | 1030                            | 0                                   | 1030                        | 122     | 63       | 59                                             | 6.08%                                           | 1,027                      | 37                            | 46%                                  | 0                          | 0                                   | 96%                          | 25%                  | 0%                               | 0%                               | 0                              | 0                                |                                |
| 4 L5                                                                             | T(24)                                         | 39           | 0                   | 39          | 0%                                         | 0         | 2               | -2                     | 773                             | 0                                   | 773                         | 57      | 74       | -17                                            | -2.15%                                          | 835                        | 20                            | 67%                                  | 38                         | 8                                   | 56%                          | 51%                  | 0%                               | 13%                              | 8                              | 4                                |                                |
| 4 L6                                                                             | T(6)                                          | 49           | 0                   | 49          | 0%                                         | 0         | 2               | -2                     | 1189                            | 0                                   | 1189                        | 105     | 158      | -53                                            | -4.27%                                          | 1,277                      | 24                            | 61%                                  | 3                          | 10                                  | 100%                         | 47%                  | 0%                               | 2%                               | 11                             | 5                                |                                |
|                                                                                  |                                               | 648          | 1                   | 649         | 100%                                       | 16        | 9               | 7                      | 17136                           | 23                                  | 17159                       | 1842    | 1344     | 498                                            | 2.99%                                           | 17,132                     | 26                            | 49%                                  | 34                         | 75                                  | 67%                          | 45%                  | 2%                               | 11%                              | 119                            | 42                               |                                |




District Health Assessment for Multiple District 4 through January 2026

|  |                                               | Clubs        |                     |             |                                            |           |                 |                        | Membership                      |                                     |                             |         |          |                                                |                                                 | Member Strength            |                               | Cancellation                         |                            | Reports                             |                              |                      | Finance                          | Leadership                       |                                |                                  |                                |
|----------------------------------------------------------------------------------|-----------------------------------------------|--------------|---------------------|-------------|--------------------------------------------|-----------|-----------------|------------------------|---------------------------------|-------------------------------------|-----------------------------|---------|----------|------------------------------------------------|-------------------------------------------------|----------------------------|-------------------------------|--------------------------------------|----------------------------|-------------------------------------|------------------------------|----------------------|----------------------------------|----------------------------------|--------------------------------|----------------------------------|--------------------------------|
| District Name                                                                    | Status/<br>Number<br>of Months<br>in Status * | Active Clubs | Clubs in Status Quo | Total Clubs | % Status Quo Clubs in Financial Suspension | New Clubs | Cancelled Clubs | YTD Net Club Gain/Loss | Current Members In Active Clubs | Current Members In Status Quo Clubs | Current Total Members Count | YTD Add | YTD Drop | YTD NetGrowth (includes Active and Status Quo) | YTD NetGrowth% (includes Active and Status Quo) | Member Count 12 Months Ago | Average Member Count Per Club | % of Clubs with less than 20 members | Average Cancelled Club Age | Members Lost Due to Cancelled Clubs | % of Clubs Reporting Service | % No MMR in 3 Months | % No Officer Report in 12 months | % of Clubs with balance 90+ days | Number of Zone Chairs Recorded | Number of Region Chairs Recorded | District Officers Vacancies ** |
| 5M 1                                                                             |                                               | 51           | 0                   | 51          | 0%                                         | 1         | 1               | 0                      | 1709                            | 0                                   | 1709                        | 118     | 88       | 30                                             | 1.79%                                           | 1,708                      | 34                            | 24%                                  | 5                          | 5                                   | 49%                          | 45%                  | 0%                               | 4%                               | 5                              | 0                                | GST                            |
| 5M 2                                                                             |                                               | 64           | 0                   | 64          | 0%                                         | 0         | 0               | 0                      | 2299                            | 0                                   | 2299                        | 135     | 117      | 18                                             | 0.79%                                           | 2,285                      | 36                            | 28%                                  | 0                          | 0                                   | 73%                          | 45%                  | 0%                               | 6%                               | 8                              | 0                                |                                |
| 5M 3                                                                             | T(24)                                         | 34           | 0                   | 34          | 0%                                         | 0         | 0               | 0                      | 951                             | 0                                   | 951                         | 24      | 38       | -14                                            | -1.45%                                          | 983                        | 28                            | 26%                                  | 0                          | 0                                   | 97%                          | 53%                  | 0%                               | 0%                               | 4                              | 0                                |                                |
| 5M 4                                                                             |                                               | 53           | 0                   | 53          | 0%                                         | 0         | 0               | 0                      | 1395                            | 0                                   | 1395                        | 73      | 83       | -10                                            | -0.71%                                          | 1,427                      | 26                            | 36%                                  | 0                          | 0                                   | 72%                          | 47%                  | 0%                               | 4%                               | 6                              | 1                                |                                |
| 5M 5                                                                             |                                               | 37           | 0                   | 37          | 0%                                         | 0         | 0               | 0                      | 1368                            | 0                                   | 1368                        | 106     | 92       | 14                                             | 1.03%                                           | 1,343                      | 37                            | 32%                                  | 0                          | 0                                   | 100%                         | 41%                  | 0%                               | 3%                               | 6                              | 0                                |                                |
| 5M 6                                                                             | T(24)                                         | 30           | 0                   | 30          | 0%                                         | 0         | 1               | -1                     | 1287                            | 0                                   | 1287                        | 87      | 51       | 36                                             | 2.88%                                           | 1,225                      | 43                            | 33%                                  | 31                         | 5                                   | 77%                          | 43%                  | 0%                               | 0%                               | 1                              | 0                                |                                |
| 5M 7                                                                             |                                               | 52           | 0                   | 52          | 0%                                         | 1         | 0               | 1                      | 1710                            | 0                                   | 1710                        | 115     | 92       | 23                                             | 1.36%                                           | 1,694                      | 33                            | 23%                                  | 0                          | 0                                   | 60%                          | 37%                  | 2%                               | 12%                              | 8                              | 0                                |                                |
| 5M 8                                                                             |                                               | 73           | 0                   | 73          | 0%                                         | 0         | 0               | 0                      | 2779                            | 0                                   | 2779                        | 100     | 139      | -39                                            | -1.38%                                          | 2,789                      | 38                            | 10%                                  | 0                          | 0                                   | 97%                          | 41%                  | 1%                               | 3%                               | 9                              | 0                                | 2nd VDG                        |
| 5M 9                                                                             |                                               | 66           | 0                   | 66          | 0%                                         | 2         | 1               | 1                      | 1982                            | 0                                   | 1982                        | 151     | 115      | 36                                             | 1.85%                                           | 1,956                      | 30                            | 35%                                  | 50                         | 13                                  | 97%                          | 35%                  | 0%                               | 0%                               | 7                              | 0                                |                                |
| 5M 10                                                                            | T(24)                                         | 21           | 0                   | 21          | 0%                                         | 0         | 0               | 0                      | 693                             | 0                                   | 693                         | 37      | 44       | -7                                             | -1.00%                                          | 668                        | 33                            | 38%                                  | 0                          | 0                                   | 57%                          | 33%                  | 5%                               | 5%                               | 7                              | 3                                | 2nd VDG                        |
| 5M 11                                                                            |                                               | 45           | 0                   | 45          | 0%                                         | 0         | 0               | 0                      | 1170                            | 0                                   | 1170                        | 13      | 51       | -38                                            | -3.15%                                          | 1,222                      | 26                            | 40%                                  | 0                          | 0                                   | 53%                          | 60%                  | 0%                               | 2%                               | 10                             | 0                                | GLT,GST                        |
|                                                                                  |                                               | 526          | 0                   | 526         | 0%                                         | 4         | 3               | 1                      | 17343                           | 0                                   | 17343                       | 959     | 910      | 49                                             | 0.28%                                           | 17,300                     | 33                            | 28%                                  | 29                         | 23                                  | 77%                          | 44%                  | 1%                               | 4%                               | 71                             | 4                                |                                |




District Health Assessment for Multiple District 5 through January 2026

|  Status/<br>District<br>Name<br>Number<br>of Months<br>in Status * |       | Clubs           |                              |                |                                                        |              |                    |                                     | Membership                               |                                                 |                                      |            |             |                                                            |                                                             | Member Strength                     |                                        | Cancellation                                     |                                     | Reports                                         |                                       |                               | Finance                                   | Leadership                                |                                            |                                              |                                         |
|----------------------------------------------------------------------------------------------------------------------------------------------------|-------|-----------------|------------------------------|----------------|--------------------------------------------------------|--------------|--------------------|-------------------------------------|------------------------------------------|-------------------------------------------------|--------------------------------------|------------|-------------|------------------------------------------------------------|-------------------------------------------------------------|-------------------------------------|----------------------------------------|--------------------------------------------------|-------------------------------------|-------------------------------------------------|---------------------------------------|-------------------------------|-------------------------------------------|-------------------------------------------|--------------------------------------------|----------------------------------------------|-----------------------------------------|
|                                                                                                                                                    |       | Active<br>Clubs | Clubs<br>in<br>Status<br>Quo | Total<br>Clubs | % Status<br>Quo<br>Clubs<br>in Financial<br>Suspension | New<br>Clubs | Cancelled<br>Clubs | YTD<br>Net<br>Club<br>Gain/<br>Loss | Current<br>Members<br>In Active<br>Clubs | Current<br>Members<br>In Status<br>Quo<br>Clubs | Current<br>Total<br>Members<br>Count | YTD<br>Add | YTD<br>Drop | YTD<br>NetGrowth<br>(includes<br>Active and<br>Status Quo) | YTD<br>NetGrowth%<br>(includes<br>Active and<br>Status Quo) | Member<br>Count 12<br>Months<br>Ago | Average<br>Member<br>Count<br>Per Club | % of<br>Clubs<br>with less<br>than 20<br>members | Average<br>Cancelled<br>Club<br>Age | Members<br>Lost<br>Due to<br>Cancelled<br>Clubs | % of<br>Clubs<br>Reporting<br>Service | % No<br>MMR<br>in<br>3 Months | % No<br>Officer<br>Report in<br>12 months | % of Clubs<br>with<br>balance<br>90+ days | Number<br>of<br>Zone<br>Chairs<br>Recorded | Number<br>of<br>Region<br>Chairs<br>Recorded | District<br>Officers<br>Vacancies<br>** |
| 5 NE                                                                                                                                               | T(24) | 51              | 0                            | 51             | 0%                                                     | 0            | 0                  | 0                                   | 1189                                     | 0                                               | 1189                                 | 68         | 74          | -6                                                         | -0.50%                                                      | 1,175                               | 23                                     | 51%                                              | 0                                   | 0                                               | 41%                                   | 57%                           | 0%                                        | 12%                                       | 8                                          | 0                                            |                                         |
| 5 NW                                                                                                                                               | T(24) | 49              | 0                            | 49             | 0%                                                     | 1            | 0                  | 1                                   | 1210                                     | 0                                               | 1210                                 | 101        | 114         | -13                                                        | -1.06%                                                      | 1,236                               | 25                                     | 51%                                              | 0                                   | 0                                               | 59%                                   | 51%                           | 0%                                        | 8%                                        | 4                                          | 0                                            |                                         |
| 5 SE                                                                                                                                               | T(24) | 40              | 0                            | 40             | 0%                                                     | 0            | 0                  | 0                                   | 1011                                     | 0                                               | 1011                                 | 44         | 53          | -9                                                         | -0.88%                                                      | 1,040                               | 25                                     | 33%                                              | 0                                   | 0                                               | 85%                                   | 48%                           | 8%                                        | 3%                                        | 0                                          | 0                                            |                                         |
| 5 SW                                                                                                                                               | T(24) | 27              | 0                            | 27             | 0%                                                     | 0            | 0                  | 0                                   | 512                                      | 0                                               | 512                                  | 33         | 36          | -3                                                         | -0.58%                                                      | 537                                 | 19                                     | 74%                                              | 0                                   | 0                                               | 30%                                   | 48%                           | 7%                                        | 0%                                        | 0                                          | 0                                            | 1st VDG,2nd VDG,GMT                     |
|                                                                                                                                                    |       | 167             | 0                            | 167            | 0%                                                     | 1            | 0                  | 1                                   | 3922                                     | 0                                               | 3922                                 | 246        | 277         | -31                                                        | -0.78%                                                      | 3,988                               | 23                                     | 50%                                              | 0                                   | 0                                               | 55%                                   | 51%                           | 3%                                        | 7%                                        | 12                                         | 0                                            |                                         |




District Health Assessment for Multiple District 6 through January 2026

|  |                                               | Clubs        |                     |             |                                            |           |                 |                        | Membership                      |                                     |                             |         |          |                                                |                                                 | Member Strength            |                               | Cancellation                         |                            | Reports                             |                              |                      | Finance                          | Leadership                       |                                |                                  |                                |
|----------------------------------------------------------------------------------|-----------------------------------------------|--------------|---------------------|-------------|--------------------------------------------|-----------|-----------------|------------------------|---------------------------------|-------------------------------------|-----------------------------|---------|----------|------------------------------------------------|-------------------------------------------------|----------------------------|-------------------------------|--------------------------------------|----------------------------|-------------------------------------|------------------------------|----------------------|----------------------------------|----------------------------------|--------------------------------|----------------------------------|--------------------------------|
| District Name                                                                    | Status/<br>Number<br>of Months<br>in Status * | Active Clubs | Clubs in Status Quo | Total Clubs | % Status Quo Clubs in Financial Suspension | New Clubs | Cancelled Clubs | YTD Net Club Gain/Loss | Current Members In Active Clubs | Current Members In Status Quo Clubs | Current Total Members Count | YTD Add | YTD Drop | YTD NetGrowth (includes Active and Status Quo) | YTD NetGrowth% (includes Active and Status Quo) | Member Count 12 Months Ago | Average Member Count Per Club | % of Clubs with less than 20 members | Average Cancelled Club Age | Members Lost Due to Cancelled Clubs | % of Clubs Reporting Service | % No MMR in 3 Months | % No Officer Report in 12 months | % of Clubs with balance 90+ days | Number of Zone Chairs Recorded | Number of Region Chairs Recorded | District Officers Vacancies ** |
| 6 NE                                                                             | T(24)                                         | 33           | 0                   | 33          | 0%                                         | 0         | 0               | 0                      | 775                             | 0                                   | 775                         | 43      | 61       | -18                                            | -2.27%                                          | 848                        | 23                            | 61%                                  | 0                          | 0                                   | 100%                         | 45%                  | 3%                               | 0%                               | 0                              | 0                                | 2nd VDG                        |
| 6 C                                                                              | T(24)                                         | 23           | 0                   | 23          | 0%                                         | 0         | 1               | -1                     | 481                             | 0                                   | 481                         | 34      | 55       | -21                                            | -4.18%                                          | 479                        | 21                            | 78%                                  | 77                         | 5                                   | 61%                          | 57%                  | 0%                               | 13%                              | 2                              | 0                                | 2nd VDG                        |
| 6 SE                                                                             | T(24)                                         | 20           | 0                   | 20          | 0%                                         | 0         | 0               | 0                      | 405                             | 0                                   | 405                         | 18      | 31       | -13                                            | -3.11%                                          | 428                        | 20                            | 60%                                  | 0                          | 0                                   | 35%                          | 40%                  | 0%                               | 15%                              | 1                              | 0                                | 2nd VDG, GLT, GST              |
| 6 W                                                                              | T(24)                                         | 28           | 0                   | 28          | 0%                                         | 0         | 0               | 0                      | 659                             | 0                                   | 659                         | 60      | 53       | 7                                              | 1.07%                                           | 653                        | 24                            | 57%                                  | 0                          | 0                                   | 68%                          | 50%                  | 0%                               | 7%                               | 7                              | 1                                |                                |
|                                                                                  |                                               | 104          | 0                   | 104         | 0%                                         | 0         | 1               | -1                     | 2320                            | 0                                   | 2320                        | 155     | 200      | -45                                            | -1.90%                                          | 2,408                      | 22                            | 63%                                  | 77                         | 5                                   | 70%                          | 48%                  | 1%                               | 8%                               | 10                             | 1                                |                                |




District Health Assessment for Multiple District 7 through January 2026

|  |                                               | Clubs        |                     |             |                                            |           |                 |                        | Membership                      |                                     |                             |         |          |                                                |                                                 | Member Strength            |                               | Cancellation                         |                            | Reports                             |                              |                      | Finance                          | Leadership                       |                                |                                  |                                |
|----------------------------------------------------------------------------------|-----------------------------------------------|--------------|---------------------|-------------|--------------------------------------------|-----------|-----------------|------------------------|---------------------------------|-------------------------------------|-----------------------------|---------|----------|------------------------------------------------|-------------------------------------------------|----------------------------|-------------------------------|--------------------------------------|----------------------------|-------------------------------------|------------------------------|----------------------|----------------------------------|----------------------------------|--------------------------------|----------------------------------|--------------------------------|
| District Name                                                                    | Status/<br>Number<br>of Months<br>in Status * | Active Clubs | Clubs in Status Quo | Total Clubs | % Status Quo Clubs in Financial Suspension | New Clubs | Cancelled Clubs | YTD Net Club Gain/Loss | Current Members In Active Clubs | Current Members In Status Quo Clubs | Current Total Members Count | YTD Add | YTD Drop | YTD NetGrowth (includes Active and Status Quo) | YTD NetGrowth% (includes Active and Status Quo) | Member Count 12 Months Ago | Average Member Count Per Club | % of Clubs with less than 20 members | Average Cancelled Club Age | Members Lost Due to Cancelled Clubs | % of Clubs Reporting Service | % No MMR in 3 Months | % No Officer Report in 12 months | % of Clubs with balance 90+ days | Number of Zone Chairs Recorded | Number of Region Chairs Recorded | District Officers Vacancies ** |
| 7 L                                                                              | T(24)                                         | 21           | 0                   | 21          | 0%                                         | 0         | 0               | 0                      | 536                             | 0                                   | 536                         | 46      | 51       | -5                                             | -0.92%                                          | 547                        | 26                            | 38%                                  | 0                          | 0                                   | 24%                          | 43%                  | 5%                               | 19%                              | 0                              | 0                                | 1st VDG,2nd VDG,GLT,GMT ,GST   |
| 7 I                                                                              | T(24)                                         | 30           | 0                   | 30          | 0%                                         | 0         | 0               | 0                      | 573                             | 0                                   | 573                         | 39      | 40       | -1                                             | -0.17%                                          | 583                        | 19                            | 70%                                  | 0                          | 0                                   | 37%                          | 57%                  | 3%                               | 0%                               | 7                              | 0                                |                                |
| 7 O                                                                              | T(24)                                         | 17           | 1                   | 18          | 100%                                       | 0         | 1               | -1                     | 399                             | 10                                  | 409                         | 24      | 45       | -21                                            | -4.88%                                          | 399                        | 23                            | 61%                                  | 8                          | 12                                  | 6%                           | 67%                  | 17%                              | 22%                              | 2                              | 0                                | 1st VDG,2nd VDG,GLT,GMT ,GST   |
| 7 N                                                                              | T(24)                                         | 18           | 0                   | 18          | 0%                                         | 0         | 0               | 0                      | 367                             | 0                                   | 367                         | 27      | 18       | 9                                              | 2.51%                                           | 375                        | 20                            | 56%                                  | 0                          | 0                                   | 17%                          | 72%                  | 50%                              | 11%                              | 1                              | 0                                |                                |
|                                                                                  |                                               | 86           | 1                   | 87          | 100%                                       | 0         | 1               | -1                     | 1875                            | 10                                  | 1885                        | 136     | 154      | -18                                            | -0.95%                                          | 1,904                      | 22                            | 57%                                  | 8                          | 12                                  | 23%                          | 59%                  | 16%                              | 11%                              | 10                             | 0                                |                                |






District Health Assessment for Multiple District 8 through January 2026

|  |                                               | Clubs        |                     |             |                                            |           |                 |                        | Membership                      |                                     |                             |         |          |                                                |                                                 | Member Strength            |                               | Cancellation                         |                            | Reports                             |                              |                      | Finance                          | Leadership                       |                                |                                  |                                |
|----------------------------------------------------------------------------------|-----------------------------------------------|--------------|---------------------|-------------|--------------------------------------------|-----------|-----------------|------------------------|---------------------------------|-------------------------------------|-----------------------------|---------|----------|------------------------------------------------|-------------------------------------------------|----------------------------|-------------------------------|--------------------------------------|----------------------------|-------------------------------------|------------------------------|----------------------|----------------------------------|----------------------------------|--------------------------------|----------------------------------|--------------------------------|
| District Name                                                                    | Status/<br>Number<br>of Months<br>in Status * | Active Clubs | Clubs in Status Quo | Total Clubs | % Status Quo Clubs in Financial Suspension | New Clubs | Cancelled Clubs | YTD Net Club Gain/Loss | Current Members In Active Clubs | Current Members In Status Quo Clubs | Current Total Members Count | YTD Add | YTD Drop | YTD NetGrowth (includes Active and Status Quo) | YTD NetGrowth% (includes Active and Status Quo) | Member Count 12 Months Ago | Average Member Count Per Club | % of Clubs with less than 20 members | Average Cancelled Club Age | Members Lost Due to Cancelled Clubs | % of Clubs Reporting Service | % No MMR in 3 Months | % No Officer Report in 12 months | % of Clubs with balance 90+ days | Number of Zone Chairs Recorded | Number of Region Chairs Recorded | District Officers Vacancies ** |
| 8 L                                                                              | T(24)                                         | 21           | 0                   | 21          | 0%                                         | 1         | 0               | 1                      | 695                             | 0                                   | 695                         | 142     | 42       | 100                                            | 16.81%                                          | 614                        | 33                            | 48%                                  | 0                          | 0                                   | 43%                          | 43%                  | 0%                               | 10%                              | 5                              | 3                                |                                |
| 8 I                                                                              | T(24)                                         | 21           | 0                   | 21          | 0%                                         | 0         | 0               | 0                      | 439                             | 0                                   | 439                         | 23      | 20       | 3                                              | 0.69%                                           | 424                        | 21                            | 62%                                  | 0                          | 0                                   | 14%                          | 57%                  | 0%                               | 0%                               | 4                              | 0                                | 2nd VDG                        |
| 8 O                                                                              | T(24)                                         | 19           | 0                   | 19          | 0%                                         | 0         | 0               | 0                      | 528                             | 0                                   | 528                         | 29      | 54       | -25                                            | -4.52%                                          | 550                        | 28                            | 16%                                  | 0                          | 0                                   | 26%                          | 42%                  | 0%                               | 11%                              | 0                              | 0                                | 1st VDG                        |
| 8 N                                                                              | T(24)                                         | 29           | 0                   | 29          | 0%                                         | 0         | 0               | 0                      | 777                             | 0                                   | 777                         | 33      | 40       | -7                                             | -0.89%                                          | 784                        | 27                            | 38%                                  | 0                          | 0                                   | 45%                          | 69%                  | 0%                               | 7%                               | 6                              | 2                                |                                |
| 8 S                                                                              | T(24)                                         | 35           | 0                   | 35          | 0%                                         | 1         | 0               | 1                      | 1059                            | 0                                   | 1059                        | 136     | 75       | 61                                             | 6.11%                                           | 1,033                      | 30                            | 37%                                  | 0                          | 0                                   | 54%                          | 51%                  | 11%                              | 11%                              | 4                              | 0                                |                                |
|                                                                                  |                                               | 125          | 0                   | 125         | 0%                                         | 2         | 0               | 2                      | 3498                            | 0                                   | 3498                        | 363     | 231      | 132                                            | 3.92%                                           | 3,405                      | 28                            | 40%                                  | 0                          | 0                                   | 39%                          | 54%                  | 3%                               | 8%                               | 19                             | 5                                |                                |




District Health Assessment for Multiple District 9 through January 2026

|  |                                         | Clubs        |                     |             |                                            |           |                 |                        | Membership                      |                                     |                             |         |          |                                                |                                                 | Member Strength            |                               | Cancellation                         |                            | Reports                             |                              |                      | Finance                          | Leadership                       |                                |                                  |                                |
|----------------------------------------------------------------------------------|-----------------------------------------|--------------|---------------------|-------------|--------------------------------------------|-----------|-----------------|------------------------|---------------------------------|-------------------------------------|-----------------------------|---------|----------|------------------------------------------------|-------------------------------------------------|----------------------------|-------------------------------|--------------------------------------|----------------------------|-------------------------------------|------------------------------|----------------------|----------------------------------|----------------------------------|--------------------------------|----------------------------------|--------------------------------|
| District Name                                                                    | Status/<br>Number of Months in Status * | Active Clubs | Clubs in Status Quo | Total Clubs | % Status Quo Clubs in Financial Suspension | New Clubs | Cancelled Clubs | YTD Net Club Gain/Loss | Current Members In Active Clubs | Current Members In Status Quo Clubs | Current Total Members Count | YTD Add | YTD Drop | YTD NetGrowth (includes Active and Status Quo) | YTD NetGrowth% (includes Active and Status Quo) | Member Count 12 Months Ago | Average Member Count Per Club | % of Clubs with less than 20 members | Average Cancelled Club Age | Members Lost Due to Cancelled Clubs | % of Clubs Reporting Service | % No MMR in 3 Months | % No Officer Report in 12 months | % of Clubs with balance 90+ days | Number of Zone Chairs Recorded | Number of Region Chairs Recorded | District Officers Vacancies ** |
| 9 EC                                                                             | T(24)                                   | 42           | 0                   | 42          | 0%                                         | 1         | 1               | 0                      | 1030                            | 0                                   | 1030                        | 69      | 80       | -11                                            | -1.06%                                          | 1,074                      | 25                            | 52%                                  | 14                         | 12                                  | 64%                          | 52%                  | 0%                               | 0%                               | 6                              | 0                                | 2nd VDG, GLT                   |
| 9 MC                                                                             | T(24)                                   | 37           | 0                   | 37          | 0%                                         | 0         | 0               | 0                      | 758                             | 0                                   | 758                         | 25      | 40       | -15                                            | -1.94%                                          | 796                        | 20                            | 54%                                  | 0                          | 0                                   | 54%                          | 54%                  | 5%                               | 0%                               | 0                              | 0                                |                                |
| 9 NC                                                                             | T(24)                                   | 32           | 0                   | 32          | 0%                                         | 0         | 0               | 0                      | 746                             | 0                                   | 746                         | 63      | 56       | 7                                              | 0.95%                                           | 772                        | 23                            | 63%                                  | 0                          | 0                                   | 41%                          | 50%                  | 0%                               | 13%                              | 0                              | 0                                | GLT, GMT, GST                  |
| 9 NE                                                                             | T(24)                                   | 40           | 0                   | 40          | 0%                                         | 0         | 0               | 0                      | 1056                            | 0                                   | 1056                        | 42      | 48       | -6                                             | -0.56%                                          | 1,063                      | 26                            | 45%                                  | 0                          | 0                                   | 63%                          | 55%                  | 0%                               | 5%                               | 4                              | 0                                | 2nd VDG                        |
| 9 NW                                                                             | T(24)                                   | 28           | 0                   | 28          | 0%                                         | 0         | 0               | 0                      | 580                             | 0                                   | 580                         | 45      | 30       | 15                                             | 2.65%                                           | 585                        | 21                            | 50%                                  | 0                          | 0                                   | 21%                          | 46%                  | 0%                               | 4%                               | 0                              | 0                                | 2nd VDG                        |
| 9 SE                                                                             | T(24)                                   | 38           | 0                   | 38          | 0%                                         | 0         | 0               | 0                      | 737                             | 0                                   | 737                         | 30      | 33       | -3                                             | -0.41%                                          | 761                        | 19                            | 61%                                  | 0                          | 0                                   | 55%                          | 47%                  | 0%                               | 3%                               | 3                              | 0                                | 1st VDG, 2nd VDG               |
| 9 SW                                                                             | T(24)                                   | 43           | 0                   | 43          | 0%                                         | 0         | 0               | 0                      | 1124                            | 0                                   | 1124                        | 47      | 37       | 10                                             | 0.90%                                           | 1,150                      | 26                            | 49%                                  | 0                          | 0                                   | 42%                          | 47%                  | 0%                               | 5%                               | 0                              | 0                                | 2nd VDG                        |
|                                                                                  |                                         | 260          | 0                   | 260         | 0%                                         | 1         | 1               | 0                      | 6031                            | 0                                   | 6031                        | 321     | 324      | -3                                             | -0.05%                                          | 6,201                      | 23                            | 53%                                  | 14                         | 12                                  | 50%                          | 50%                  | 1%                               | 4%                               | 13                             | 0                                |                                |




District Health Assessment for Multiple District 11 through January 2026

|  |                                               | Clubs        |                     |             |                                            |           |                 |                        | Membership                      |                                     |                             |         |          |                                                |                                                 | Member Strength            |                               | Cancellation                         |                            | Reports                             |                              |                      | Finance                          | Leadership                       |                                |                                  |                                |
|----------------------------------------------------------------------------------|-----------------------------------------------|--------------|---------------------|-------------|--------------------------------------------|-----------|-----------------|------------------------|---------------------------------|-------------------------------------|-----------------------------|---------|----------|------------------------------------------------|-------------------------------------------------|----------------------------|-------------------------------|--------------------------------------|----------------------------|-------------------------------------|------------------------------|----------------------|----------------------------------|----------------------------------|--------------------------------|----------------------------------|--------------------------------|
| District Name                                                                    | Status/<br>Number<br>of Months<br>in Status * | Active Clubs | Clubs in Status Quo | Total Clubs | % Status Quo Clubs in Financial Suspension | New Clubs | Cancelled Clubs | YTD Net Club Gain/Loss | Current Members In Active Clubs | Current Members In Status Quo Clubs | Current Total Members Count | YTD Add | YTD Drop | YTD NetGrowth (includes Active and Status Quo) | YTD NetGrowth% (includes Active and Status Quo) | Member Count 12 Months Ago | Average Member Count Per Club | % of Clubs with less than 20 members | Average Cancelled Club Age | Members Lost Due to Cancelled Clubs | % of Clubs Reporting Service | % No MMR in 3 Months | % No Officer Report in 12 months | % of Clubs with balance 90+ days | Number of Zone Chairs Recorded | Number of Region Chairs Recorded | District Officers Vacancies ** |
| 11 A1                                                                            | T(24)                                         | 28           | 0                   | 28          | 0%                                         | 0         | 2               | -2                     | 612                             | 0                                   | 612                         | 44      | 46       | -2                                             | -0.33%                                          | 640                        | 22                            | 54%                                  | 49                         | 11                                  | 68%                          | 50%                  | 0%                               | 21%                              | 7                              | 1                                |                                |
| 11 A2                                                                            | T(24)                                         | 28           | 0                   | 28          | 0%                                         | 0         | 0               | 0                      | 1095                            | 0                                   | 1095                        | 76      | 73       | 3                                              | 0.27%                                           | 1,180                      | 39                            | 29%                                  | 0                          | 0                                   | 57%                          | 29%                  | 14%                              | 14%                              | 0                              | 0                                |                                |
| 11 B1                                                                            | T(24)                                         | 39           | 0                   | 39          | 0%                                         | 0         | 1               | -1                     | 837                             | 0                                   | 837                         | 43      | 64       | -21                                            | -2.45%                                          | 855                        | 21                            | 51%                                  | 72                         | 7                                   | 64%                          | 54%                  | 8%                               | 3%                               | 3                              | 0                                |                                |
| 11 B2                                                                            | T(24)                                         | 28           | 0                   | 28          | 0%                                         | 0         | 3               | -3                     | 711                             | 0                                   | 711                         | 38      | 103      | -65                                            | -8.38%                                          | 796                        | 25                            | 50%                                  | 64                         | 61                                  | 89%                          | 46%                  | 7%                               | 14%                              | 6                              | 0                                |                                |
| 11 C1                                                                            | T(24)                                         | 25           | 0                   | 25          | 0%                                         | 0         | 0               | 0                      | 695                             | 0                                   | 695                         | 25      | 38       | -13                                            | -1.84%                                          | 710                        | 28                            | 52%                                  | 0                          | 0                                   | 100%                         | 52%                  | 8%                               | 0%                               | 3                              | 0                                | 2nd VDG                        |
| 11 C2                                                                            | T(24)                                         | 30           | 0                   | 30          | 0%                                         | 0         | 1               | -1                     | 651                             | 0                                   | 651                         | 39      | 49       | -10                                            | -1.51%                                          | 669                        | 22                            | 53%                                  | 75                         | 1                                   | 90%                          | 53%                  | 0%                               | 3%                               | 6                              | 0                                |                                |
| 11 D1                                                                            | T(24)                                         | 33           | 0                   | 33          | 0%                                         | 0         | 1               | -1                     | 841                             | 0                                   | 841                         | 43      | 62       | -19                                            | -2.21%                                          | 892                        | 25                            | 61%                                  | 10                         | 5                                   | 48%                          | 52%                  | 0%                               | 3%                               | 2                              | 0                                |                                |
| 11 D2                                                                            | T(24)                                         | 43           | 0                   | 43          | 0%                                         | 0         | 2               | -2                     | 1176                            | 0                                   | 1176                        | 98      | 63       | 35                                             | 3.07%                                           | 1,190                      | 27                            | 42%                                  | 72                         | 1                                   | 100%                         | 44%                  | 0%                               | 7%                               | 6                              | 0                                |                                |
| 11 E1                                                                            | T(24)                                         | 35           | 0                   | 35          | 0%                                         | 0         | 0               | 0                      | 869                             | 0                                   | 869                         | 74      | 53       | 21                                             | 2.48%                                           | 877                        | 25                            | 49%                                  | 0                          | 0                                   | 91%                          | 46%                  | 0%                               | 0%                               | 6                              | 0                                | 1st VDG,2nd VDG                |
| 11 E2                                                                            | T(24)                                         | 26           | 0                   | 26          | 0%                                         | 1         | 0               | 1                      | 643                             | 0                                   | 643                         | 88      | 75       | 13                                             | 2.06%                                           | 662                        | 25                            | 50%                                  | 0                          | 0                                   | 88%                          | 38%                  | 0%                               | 8%                               | 4                              | 0                                | 1st VDG                        |
|                                                                                  |                                               | 315          | 0                   | 315         | 0%                                         | 1         | 10              | -9                     | 8130                            | 0                                   | 8130                        | 568     | 626      | -58                                            | -0.71%                                          | 8,471                      | 26                            | 49%                                  | 59                         | 86                                  | 80%                          | 47%                  | 3%                               | 7%                               | 43                             | 1                                |                                |




District Health Assessment for Multiple District 12 through January 2026

|  |                                               | Clubs        |                     |             |                                            |           |                 |                        | Membership                      |                                     |                             |         |          |                                                |                                                 | Member Strength            |                               | Cancellation                         |                            | Reports                             |                              |                      | Finance                          | Leadership                       |                                |                                  |                                |
|----------------------------------------------------------------------------------|-----------------------------------------------|--------------|---------------------|-------------|--------------------------------------------|-----------|-----------------|------------------------|---------------------------------|-------------------------------------|-----------------------------|---------|----------|------------------------------------------------|-------------------------------------------------|----------------------------|-------------------------------|--------------------------------------|----------------------------|-------------------------------------|------------------------------|----------------------|----------------------------------|----------------------------------|--------------------------------|----------------------------------|--------------------------------|
| District Name                                                                    | Status/<br>Number<br>of Months<br>in Status * | Active Clubs | Clubs in Status Quo | Total Clubs | % Status Quo Clubs in Financial Suspension | New Clubs | Cancelled Clubs | YTD Net Club Gain/Loss | Current Members In Active Clubs | Current Members In Status Quo Clubs | Current Total Members Count | YTD Add | YTD Drop | YTD NetGrowth (includes Active and Status Quo) | YTD NetGrowth% (includes Active and Status Quo) | Member Count 12 Months Ago | Average Member Count Per Club | % of Clubs with less than 20 members | Average Cancelled Club Age | Members Lost Due to Cancelled Clubs | % of Clubs Reporting Service | % No MMR in 3 Months | % No Officer Report in 12 months | % of Clubs with balance 90+ days | Number of Zone Chairs Recorded | Number of Region Chairs Recorded | District Officers Vacancies ** |
| 12 L                                                                             | T(24)                                         | 31           | 0                   | 31          | 0%                                         | 0         | 0               | 0                      | 634                             | 0                                   | 634                         | 46      | 41       | 5                                              | 0.79%                                           | 637                        | 20                            | 45%                                  | 0                          | 0                                   | 35%                          | 45%                  | 0%                               | 13%                              | 5                              | 0                                |                                |
| 12 I                                                                             | T(24)                                         | 33           | 0                   | 33          | 0%                                         | 0         | 1               | -1                     | 728                             | 0                                   | 728                         | 50      | 97       | -47                                            | -6.06%                                          | 792                        | 22                            | 55%                                  | 54                         | 34                                  | 100%                         | 33%                  | 0%                               | 18%                              | 4                              | 0                                |                                |
| 12 O                                                                             | T(24)                                         | 26           | 0                   | 26          | 0%                                         | 0         | 2               | -2                     | 530                             | 0                                   | 530                         | 36      | 65       | -29                                            | -5.19%                                          | 566                        | 20                            | 73%                                  | 72                         | 9                                   | 50%                          | 50%                  | 0%                               | 0%                               | 0                              | 0                                |                                |
| 12 N                                                                             | T(24)                                         | 34           | 0                   | 34          | 0%                                         | 0         | 2               | -2                     | 701                             | 0                                   | 701                         | 48      | 70       | -22                                            | -3.04%                                          | 727                        | 21                            | 53%                                  | 69                         | 1                                   | 76%                          | 38%                  | 6%                               | 12%                              | 3                              | 2                                |                                |
| 12 S                                                                             | T(24)                                         | 37           | 0                   | 37          | 0%                                         | 0         | 0               | 0                      | 765                             | 0                                   | 765                         | 50      | 33       | 17                                             | 2.27%                                           | 784                        | 21                            | 59%                                  | 0                          | 0                                   | 22%                          | 68%                  | 3%                               | 8%                               | 3                              | 0                                | 1st VDG                        |
|                                                                                  |                                               | 161          | 0                   | 161         | 0%                                         | 0         | 5               | -5                     | 3358                            | 0                                   | 3358                        | 230     | 306      | -76                                            | -2.21%                                          | 3,506                      | 21                            | 57%                                  | 67                         | 44                                  | 57%                          | 47%                  | 2%                               | 11%                              | 15                             | 2                                |                                |




District Health Assessment for Multiple District 13 through January 2026

|  |                                               | Clubs        |                     |             |                                            |           |                 |                        | Membership                      |                                     |                             |         |          |                                                |                                                 | Member Strength            |                               | Cancellation                         |                            | Reports                             |                              |                      | Finance                          | Leadership                       |                                |                                  |                                |
|----------------------------------------------------------------------------------|-----------------------------------------------|--------------|---------------------|-------------|--------------------------------------------|-----------|-----------------|------------------------|---------------------------------|-------------------------------------|-----------------------------|---------|----------|------------------------------------------------|-------------------------------------------------|----------------------------|-------------------------------|--------------------------------------|----------------------------|-------------------------------------|------------------------------|----------------------|----------------------------------|----------------------------------|--------------------------------|----------------------------------|--------------------------------|
| District Name                                                                    | Status/<br>Number<br>of Months<br>in Status * | Active Clubs | Clubs in Status Quo | Total Clubs | % Status Quo Clubs in Financial Suspension | New Clubs | Cancelled Clubs | YTD Net Club Gain/Loss | Current Members In Active Clubs | Current Members In Status Quo Clubs | Current Total Members Count | YTD Add | YTD Drop | YTD NetGrowth (includes Active and Status Quo) | YTD NetGrowth% (includes Active and Status Quo) | Member Count 12 Months Ago | Average Member Count Per Club | % of Clubs with less than 20 members | Average Cancelled Club Age | Members Lost Due to Cancelled Clubs | % of Clubs Reporting Service | % No MMR in 3 Months | % No Officer Report in 12 months | % of Clubs with balance 90+ days | Number of Zone Chairs Recorded | Number of Region Chairs Recorded | District Officers Vacancies ** |
| 13 OH1                                                                           |                                               | 48           | 0                   | 48          | 0%                                         | 0         | 0               | 0                      | 1305                            | 0                                   | 1305                        | 29      | 58       | -29                                            | -2.17%                                          | 1,345                      | 27                            | 44%                                  | 0                          | 0                                   | 100%                         | 67%                  | 0%                               | 4%                               | 8                              | 3                                |                                |
| 13 OH2                                                                           |                                               | 52           | 0                   | 52          | 0%                                         | 0         | 1               | -1                     | 1564                            | 0                                   | 1564                        | 59      | 97       | -38                                            | -2.37%                                          | 1,626                      | 30                            | 29%                                  | 82                         | 5                                   | 88%                          | 48%                  | 4%                               | 8%                               | 7                              | 0                                | GMT                            |
| 13 OH3                                                                           |                                               | 48           | 0                   | 48          | 0%                                         | 0         | 0               | 0                      | 1252                            | 0                                   | 1252                        | 67      | 92       | -25                                            | -1.96%                                          | 1,309                      | 26                            | 46%                                  | 0                          | 0                                   | 100%                         | 48%                  | 0%                               | 10%                              | 8                              | 2                                |                                |
| 13 OH4                                                                           | T(8)                                          | 48           | 0                   | 48          | 0%                                         | 0         | 0               | 0                      | 1177                            | 0                                   | 1177                        | 51      | 108      | -57                                            | -4.62%                                          | 1,250                      | 25                            | 42%                                  | 0                          | 0                                   | 100%                         | 38%                  | 2%                               | 0%                               | 9                              | 0                                |                                |
| 13 OH5                                                                           | T(8)                                          | 45           | 0                   | 45          | 0%                                         | 0         | 3               | -3                     | 1191                            | 0                                   | 1191                        | 80      | 94       | -14                                            | -1.16%                                          | 1,241                      | 26                            | 36%                                  | 70                         | 13                                  | 100%                         | 36%                  | 0%                               | 4%                               | 7                              | 0                                |                                |
| 13 OH6                                                                           |                                               | 52           | 0                   | 52          | 0%                                         | 0         | 0               | 0                      | 1392                            | 0                                   | 1392                        | 67      | 90       | -23                                            | -1.63%                                          | 1,420                      | 27                            | 44%                                  | 0                          | 0                                   | 100%                         | 54%                  | 0%                               | 17%                              | 8                              | 2                                |                                |
| 13 OH7                                                                           | T(24)                                         | 46           | 0                   | 46          | 0%                                         | 0         | 0               | 0                      | 1110                            | 0                                   | 1110                        | 72      | 80       | -8                                             | -0.72%                                          | 1,157                      | 24                            | 43%                                  | 0                          | 0                                   | 85%                          | 57%                  | 0%                               | 7%                               | 7                              | 0                                |                                |
|                                                                                  |                                               | 339          | 0                   | 339         | 0%                                         | 0         | 4               | -4                     | 8991                            | 0                                   | 8991                        | 425     | 619      | -194                                           | -2.11%                                          | 9,348                      | 27                            | 40%                                  | 73                         | 18                                  | 96%                          | 50%                  | 1%                               | 7%                               | 54                             | 7                                |                                |




District Health Assessment for Multiple District 14 through January 2026

|  |                                               | Clubs        |                           |             |                                                  |           |                 |                               | Membership                         |                                        |                                |         |          |                                                      |                                                       | Member Strength               |                                  | Cancellation                               |                               | Reports                                |                                 |                         | Finance                             | Leadership                          |                                      |                                        |                                   |
|----------------------------------------------------------------------------------|-----------------------------------------------|--------------|---------------------------|-------------|--------------------------------------------------|-----------|-----------------|-------------------------------|------------------------------------|----------------------------------------|--------------------------------|---------|----------|------------------------------------------------------|-------------------------------------------------------|-------------------------------|----------------------------------|--------------------------------------------|-------------------------------|----------------------------------------|---------------------------------|-------------------------|-------------------------------------|-------------------------------------|--------------------------------------|----------------------------------------|-----------------------------------|
| District Name                                                                    | Status/<br>Number<br>of Months<br>in Status * | Active Clubs | Clubs in<br>Status<br>Quo | Total Clubs | % Status Quo Clubs<br>in Financial<br>Suspension | New Clubs | Cancelled Clubs | YTD Net Club<br>Gain/<br>Loss | Current Members<br>In Active Clubs | Current Members<br>In Status Quo Clubs | Current Total<br>Members Count | YTD Add | YTD Drop | YTD NetGrowth<br>(includes Active and<br>Status Quo) | YTD NetGrowth%<br>(includes Active and<br>Status Quo) | Member Count 12<br>Months Ago | Average Member<br>Count Per Club | % of Clubs<br>with less than 20<br>members | Average Cancelled<br>Club Age | Members Lost<br>Due to Cancelled Clubs | % of Clubs Reporting<br>Service | % No MMR in<br>3 Months | % No Officer Report in<br>12 months | % of Clubs with<br>balance 90+ days | Number of<br>Zone Chairs<br>Recorded | Number of<br>Region Chairs<br>Recorded | District Officers<br>Vacancies ** |
| 14 A                                                                             |                                               | 52           | 0                         | 52          | 0%                                               | 2         | 2               | 0                             | 1257                               | 0                                      | 1257                           | 85      | 95       | -10                                                  | -0.79%                                                | 1,240                         | 24                               | 48%                                        | 52                            | 25                                     | 29%                             | 60%                     | 2%                                  | 8%                                  | 0                                    | 0                                      |                                   |
| 14 B                                                                             | T(24)                                         | 26           | 0                         | 26          | 0%                                               | 0         | 1               | -1                            | 576                                | 0                                      | 576                            | 31      | 42       | -11                                                  | -1.87%                                                | 568                           | 22                               | 46%                                        | 45                            | 13                                     | 88%                             | 42%                     | 0%                                  | 12%                                 | 5                                    | 0                                      |                                   |
| 14 C                                                                             | T(24)                                         | 42           | 0                         | 42          | 0%                                               | 0         | 1               | -1                            | 1146                               | 0                                      | 1146                           | 72      | 93       | -21                                                  | -1.80%                                                | 1,168                         | 27                               | 45%                                        | 49                            | 16                                     | 86%                             | 21%                     | 0%                                  | 5%                                  | 7                                    | 0                                      |                                   |
| 14 D                                                                             | T(24)                                         | 42           | 0                         | 42          | 0%                                               | 1         | 1               | 0                             | 1164                               | 0                                      | 1164                           | 83      | 109      | -26                                                  | -2.18%                                                | 1,175                         | 28                               | 36%                                        | 8                             | 11                                     | 90%                             | 38%                     | 2%                                  | 7%                                  | 5                                    | 0                                      |                                   |
| 14 E                                                                             | T(24)                                         | 27           | 0                         | 27          | 0%                                               | 0         | 0               | 0                             | 653                                | 0                                      | 653                            | 16      | 28       | -12                                                  | -1.80%                                                | 679                           | 24                               | 44%                                        | 0                             | 0                                      | 63%                             | 33%                     | 0%                                  | 7%                                  | 3                                    | 0                                      |                                   |
| 14 F                                                                             | T(24)                                         | 34           | 0                         | 34          | 0%                                               | 0         | 1               | -1                            | 856                                | 0                                      | 856                            | 30      | 70       | -40                                                  | -4.46%                                                | 904                           | 25                               | 41%                                        | 74                            | 26                                     | 26%                             | 50%                     | 0%                                  | 18%                                 | 0                                    | 0                                      | 2nd VDG,GST                       |
| 14 G                                                                             |                                               | 52           | 0                         | 52          | 0%                                               | 0         | 0               | 0                             | 1456                               | 0                                      | 1456                           | 68      | 81       | -13                                                  | -0.88%                                                | 1,464                         | 28                               | 40%                                        | 0                             | 0                                      | 77%                             | 52%                     | 10%                                 | 13%                                 | 6                                    | 0                                      |                                   |
| 14 H                                                                             | T(24)                                         | 26           | 0                         | 26          | 0%                                               | 0         | 0               | 0                             | 595                                | 0                                      | 595                            | 16      | 35       | -19                                                  | -3.09%                                                | 625                           | 23                               | 54%                                        | 0                             | 0                                      | 27%                             | 54%                     | 8%                                  | 4%                                  | 0                                    | 0                                      | 1st VDG,2nd VDG                   |
| 14 J                                                                             | T(24)                                         | 25           | 0                         | 25          | 0%                                               | 0         | 1               | -1                            | 682                                | 0                                      | 682                            | 25      | 36       | -11                                                  | -1.59%                                                | 697                           | 27                               | 48%                                        | 96                            | 10                                     | 28%                             | 68%                     | 0%                                  | 16%                                 | 6                                    | 0                                      | 1st VDG,2nd VDG                   |
| 14 K                                                                             | T(24)                                         | 25           | 0                         | 25          | 0%                                               | 0         | 1               | -1                            | 671                                | 0                                      | 671                            | 28      | 48       | -20                                                  | -2.89%                                                | 704                           | 27                               | 32%                                        | 102                           | 8                                      | 56%                             | 36%                     | 0%                                  | 8%                                  | 7                                    | 0                                      | 1st VDG,2nd VDG                   |
| 14 L                                                                             | T(24)                                         | 34           | 0                         | 34          | 0%                                               | 0         | 0               | 0                             | 746                                | 0                                      | 746                            | 54      | 68       | -14                                                  | -1.84%                                                | 777                           | 22                               | 47%                                        | 0                             | 0                                      | 97%                             | 41%                     | 0%                                  | 9%                                  | 3                                    | 0                                      | 2nd VDG                           |
| 14 M                                                                             | T(24)                                         | 40           | 0                         | 40          | 0%                                               | 0         | 1               | -1                            | 947                                | 0                                      | 947                            | 40      | 75       | -35                                                  | -3.56%                                                | 994                           | 24                               | 53%                                        | 36                            | 9                                      | 70%                             | 55%                     | 3%                                  | 10%                                 | 6                                    | 2                                      | 1st VDG,2nd VDG                   |
| 14 N                                                                             | T(24)                                         | 36           | 0                         | 36          | 0%                                               | 1         | 2               | -1                            | 941                                | 0                                      | 941                            | 61      | 49       | 12                                                   | 1.29%                                                 | 942                           | 26                               | 42%                                        | 11                            | 6                                      | 64%                             | 44%                     | 0%                                  | 11%                                 | 9                                    | 5                                      | 1st VDG,2nd VDG                   |
| 14 P                                                                             | T(24)                                         | 32           | 0                         | 32          | 0%                                               | 0         | 1               | -1                            | 841                                | 0                                      | 841                            | 29      | 53       | -24                                                  | -2.77%                                                | 889                           | 26                               | 41%                                        | 101                           | 2                                      | 81%                             | 53%                     | 0%                                  | 13%                                 | 6                                    | 1                                      | 2nd VDG                           |
| 14 T                                                                             | T(24)                                         | 34           | 0                         | 34          | 0%                                               | 0         | 0               | 0                             | 1057                               | 0                                      | 1057                           | 70      | 92       | -22                                                  | -2.04%                                                | 1,105                         | 31                               | 21%                                        | 0                             | 0                                      | 74%                             | 15%                     | 0%                                  | 24%                                 | 6                                    | 0                                      | 1st VDG                           |
| 14 U                                                                             | T(24)                                         | 26           | 0                         | 26          | 0%                                               | 0         | 0               | 0                             | 779                                | 0                                      | 779                            | 27      | 60       | -33                                                  | -4.06%                                                | 831                           | 30                               | 31%                                        | 0                             | 0                                      | 65%                             | 38%                     | 4%                                  | 12%                                 | 6                                    | 0                                      | 2nd VDG                           |




District Health Assessment for Multiple District 14 through January 2026

|  |                                               | Clubs        |                     |             |                                         |           |                 |                        | Membership                      |                                     |                             |         |          |                                                |                                                 | Member Strength            |                               | Cancellation                         |                            | Reports                             |                              |                      | Finance                          | Leadership                       |                                |                                  |                                |
|----------------------------------------------------------------------------------|-----------------------------------------------|--------------|---------------------|-------------|-----------------------------------------|-----------|-----------------|------------------------|---------------------------------|-------------------------------------|-----------------------------|---------|----------|------------------------------------------------|-------------------------------------------------|----------------------------|-------------------------------|--------------------------------------|----------------------------|-------------------------------------|------------------------------|----------------------|----------------------------------|----------------------------------|--------------------------------|----------------------------------|--------------------------------|
| District Name                                                                    | Status/<br>Number<br>of Months<br>in Status * | Active Clubs | Clubs in Status Quo | Total Clubs | % Status Quo<br>in Financial Suspension | New Clubs | Cancelled Clubs | YTD Net Club Gain/Loss | Current Members In Active Clubs | Current Members In Status Quo Clubs | Current Total Members Count | YTD Add | YTD Drop | YTD NetGrowth (includes Active and Status Quo) | YTD NetGrowth% (includes Active and Status Quo) | Member Count 12 Months Ago | Average Member Count Per Club | % of Clubs with less than 20 members | Average Cancelled Club Age | Members Lost Due to Cancelled Clubs | % of Clubs Reporting Service | % No MMR in 3 Months | % No Officer Report in 12 months | % of Clubs with balance 90+ days | Number of Zone Chairs Recorded | Number of Region Chairs Recorded | District Officers Vacancies ** |
| 14 W                                                                             | T(24)                                         | 23           | 0                   | 23          | 0%                                      | 0         | 1               | -1                     | 583                             | 0                                   | 583                         | 34      | 18       | 16                                             | 2.82%                                           | 566                        | 25                            | 48%                                  | 90                         | 0                                   | 70%                          | 30%                  | 0%                               | 4%                               | 6                              | 0                                |                                |
|                                                                                  |                                               | 576          | 0                   | 576         | 0%                                      | 4         | 13              | -9                     | 14950                           | 0                                   | 14950                       | 769     | 1052     | -283                                           | -1.86%                                          | 15,328                     | 26                            | 42%                                  | 56                         | 126                                 | 65%                          | 44%                  | 2%                               | 11%                              | 81                             | 8                                |                                |




District Health Assessment for Multiple District 16 through January 2026

|  |                                               | Clubs        |                     |             |                                            |           |                 |                        | Membership                      |                                     |                             |         |          |                                                |                                                 | Member Strength            |                               | Cancellation                         |                            | Reports                             |                              |                      | Finance                          | Leadership                       |                                |                                  |                                |
|----------------------------------------------------------------------------------|-----------------------------------------------|--------------|---------------------|-------------|--------------------------------------------|-----------|-----------------|------------------------|---------------------------------|-------------------------------------|-----------------------------|---------|----------|------------------------------------------------|-------------------------------------------------|----------------------------|-------------------------------|--------------------------------------|----------------------------|-------------------------------------|------------------------------|----------------------|----------------------------------|----------------------------------|--------------------------------|----------------------------------|--------------------------------|
| District Name                                                                    | Status/<br>Number<br>of Months<br>in Status * | Active Clubs | Clubs in Status Quo | Total Clubs | % Status Quo Clubs in Financial Suspension | New Clubs | Cancelled Clubs | YTD Net Club Gain/Loss | Current Members In Active Clubs | Current Members In Status Quo Clubs | Current Total Members Count | YTD Add | YTD Drop | YTD NetGrowth (includes Active and Status Quo) | YTD NetGrowth% (includes Active and Status Quo) | Member Count 12 Months Ago | Average Member Count Per Club | % of Clubs with less than 20 members | Average Cancelled Club Age | Members Lost Due to Cancelled Clubs | % of Clubs Reporting Service | % No MMR in 3 Months | % No Officer Report in 12 months | % of Clubs with balance 90+ days | Number of Zone Chairs Recorded | Number of Region Chairs Recorded | District Officers Vacancies ** |
| 16 N                                                                             | T(24)                                         | 47           | 0                   | 47          | 0%                                         | 0         | 2               | -2                     | 1119                            | 0                                   | 1119                        | 87      | 110      | -23                                            | -2.01%                                          | 1,134                      | 24                            | 47%                                  | 58                         | 28                                  | 34%                          | 47%                  | 0%                               | 2%                               | 6                              | 1                                |                                |
| 16 J                                                                             | T(20)                                         | 53           | 0                   | 53          | 0%                                         | 1         | 1               | 0                      | 1201                            | 0                                   | 1201                        | 85      | 74       | 11                                             | 0.92%                                           | 1,213                      | 23                            | 49%                                  | 14                         | 1                                   | 25%                          | 64%                  | 11%                              | 19%                              | 12                             | 4                                |                                |
| 16 L                                                                             |                                               | 46           | 0                   | 46          | 0%                                         | 0         | 0               | 0                      | 1274                            | 0                                   | 1274                        | 66      | 65       | 1                                              | 0.08%                                           | 1,282                      | 28                            | 52%                                  | 0                          | 0                                   | 37%                          | 54%                  | 2%                               | 7%                               | 6                              | 2                                | 1st VDG                        |
|                                                                                  |                                               | 146          | 0                   | 146         | 0%                                         | 1         | 3               | -2                     | 3594                            | 0                                   | 3594                        | 238     | 249      | -11                                            | -0.31%                                          | 3,629                      | 25                            | 49%                                  | 44                         | 29                                  | 32%                          | 55%                  | 5%                               | 10%                              | 24                             | 7                                |                                |






District Health Assessment for Multiple District 17 through January 2026

|  |                                               | Clubs        |                              |             |                                                        |           |                 |                                     | Membership                               |                                                 |                                      |            |             |                                                            |                                                             | Member Strength                     |                                        | Cancellation                                     |                                     | Reports                                         |                                       |                               | Finance                                   | Leadership                                |                                            |                                              |                                         |
|----------------------------------------------------------------------------------|-----------------------------------------------|--------------|------------------------------|-------------|--------------------------------------------------------|-----------|-----------------|-------------------------------------|------------------------------------------|-------------------------------------------------|--------------------------------------|------------|-------------|------------------------------------------------------------|-------------------------------------------------------------|-------------------------------------|----------------------------------------|--------------------------------------------------|-------------------------------------|-------------------------------------------------|---------------------------------------|-------------------------------|-------------------------------------------|-------------------------------------------|--------------------------------------------|----------------------------------------------|-----------------------------------------|
| District Name                                                                    | Status/<br>Number<br>of Months<br>in Status * | Active Clubs | Clubs<br>in<br>Status<br>Quo | Total Clubs | % Status<br>Quo<br>Clubs<br>in Financial<br>Suspension | New Clubs | Cancelled Clubs | YTD<br>Net<br>Club<br>Gain/<br>Loss | Current<br>Members<br>In Active<br>Clubs | Current<br>Members<br>In Status<br>Quo<br>Clubs | Current<br>Total<br>Members<br>Count | YTD<br>Add | YTD<br>Drop | YTD<br>NetGrowth<br>(includes<br>Active and<br>Status Quo) | YTD<br>NetGrowth%<br>(includes<br>Active and<br>Status Quo) | Member<br>Count 12<br>Months<br>Ago | Average<br>Member<br>Count<br>Per Club | % of<br>Clubs<br>with less<br>than 20<br>members | Average<br>Cancelled<br>Club<br>Age | Members<br>Lost<br>Due to<br>Cancelled<br>Clubs | % of<br>Clubs<br>Reporting<br>Service | % No<br>MMR<br>in<br>3 Months | % No<br>Officer<br>Report in<br>12 months | % of Clubs<br>with<br>balance<br>90+ days | Number<br>of<br>Zone<br>Chairs<br>Recorded | Number<br>of<br>Region<br>Chairs<br>Recorded | District<br>Officers<br>Vacancies<br>** |
| 17 K                                                                             | T(24)                                         | 61           | 0                            | 61          | 0%                                                     | 0         | 2               | -2                                  | 1095                                     | 0                                               | 1095                                 | 51         | 77          | -26                                                        | -2.32%                                                      | 1,128                               | 18                                     | 64%                                              | 37                                  | 9                                               | 18%                                   | 75%                           | 0%                                        | 5%                                        | 9                                          | 3                                            |                                         |
| 17 A                                                                             |                                               | 68           | 0                            | 68          | 0%                                                     | 1         | 2               | -1                                  | 1366                                     | 0                                               | 1366                                 | 117        | 127         | -10                                                        | -0.73%                                                      | 1,399                               | 20                                     | 59%                                              | 97                                  | 8                                               | 62%                                   | 51%                           | 0%                                        | 9%                                        | 10                                         | 0                                            |                                         |
| 17 N                                                                             |                                               | 66           | 0                            | 66          | 0%                                                     | 0         | 1               | -1                                  | 1287                                     | 0                                               | 1287                                 | 57         | 123         | -66                                                        | -4.88%                                                      | 1,357                               | 20                                     | 59%                                              | 72                                  | 10                                              | 47%                                   | 47%                           | 0%                                        | 5%                                        | 10                                         | 0                                            |                                         |
|                                                                                  |                                               | 195          | 0                            | 195         | 0%                                                     | 1         | 5               | -4                                  | 3748                                     | 0                                               | 3748                                 | 225        | 327         | -102                                                       | -2.65%                                                      | 3,884                               | 19                                     | 61%                                              | 68                                  | 27                                              | 43%                                   | 57%                           | 0%                                        | 6%                                        | 29                                         | 3                                            |                                         |



District Health Assessment for Multiple District 18 through January 2026

|  Status/<br>District<br>Name<br>Number<br>of Months<br>in Status * |       | Clubs           |                              |                |                                                        |              |                    |                                     | Membership                               |                                                 |                                      |            |             |                                                            |                                                             | Member Strength                     |                                        | Cancellation                                     |                                     | Reports                                         |                                       |                               | Finance                                   | Leadership                                |                                            |                                              |                                         |
|----------------------------------------------------------------------------------------------------------------------------------------------------|-------|-----------------|------------------------------|----------------|--------------------------------------------------------|--------------|--------------------|-------------------------------------|------------------------------------------|-------------------------------------------------|--------------------------------------|------------|-------------|------------------------------------------------------------|-------------------------------------------------------------|-------------------------------------|----------------------------------------|--------------------------------------------------|-------------------------------------|-------------------------------------------------|---------------------------------------|-------------------------------|-------------------------------------------|-------------------------------------------|--------------------------------------------|----------------------------------------------|-----------------------------------------|
|                                                                                                                                                    |       | Active<br>Clubs | Clubs<br>in<br>Status<br>Quo | Total<br>Clubs | % Status<br>Quo<br>Clubs<br>in Financial<br>Suspension | New<br>Clubs | Cancelled<br>Clubs | YTD<br>Net<br>Club<br>Gain/<br>Loss | Current<br>Members<br>In Active<br>Clubs | Current<br>Members<br>In Status<br>Quo<br>Clubs | Current<br>Total<br>Members<br>Count | YTD<br>Add | YTD<br>Drop | YTD<br>NetGrowth<br>(includes<br>Active and<br>Status Quo) | YTD<br>NetGrowth%<br>(includes<br>Active and<br>Status Quo) | Member<br>Count 12<br>Months<br>Ago | Average<br>Member<br>Count<br>Per Club | % of<br>Clubs<br>with less<br>than 20<br>members | Average<br>Cancelled<br>Club<br>Age | Members<br>Lost<br>Due to<br>Cancelled<br>Clubs | % of<br>Clubs<br>Reporting<br>Service | % No<br>MMR<br>in<br>3 Months | % No<br>Officer<br>Report in<br>12 months | % of Clubs<br>with<br>balance<br>90+ days | Number<br>of<br>Zone<br>Chairs<br>Recorded | Number<br>of<br>Region<br>Chairs<br>Recorded | District<br>Officers<br>Vacancies<br>** |
| 18 L                                                                                                                                               | T(24) | 34              | 0                            | 34             | 0%                                                     | 0            | 3                  | -3                                  | 1063                                     | 0                                               | 1063                                 | 66         | 91          | -25                                                        | -2.30%                                                      | 1,062                               | 31                                     | 32%                                              | 52                                  | 20                                              | 59%                                   | 53%                           | 3%                                        | 15%                                       | 6                                          | 0                                            | 2nd VDG                                 |
| 18 I                                                                                                                                               | T(24) | 47              | 0                            | 47             | 0%                                                     | 2            | 1                  | 1                                   | 899                                      | 0                                               | 899                                  | 112        | 81          | 31                                                         | 3.57%                                                       | 898                                 | 19                                     | 60%                                              | 30                                  | 1                                               | 66%                                   | 55%                           | 2%                                        | 4%                                        | 8                                          | 0                                            |                                         |
| 18 O                                                                                                                                               | T(24) | 38              | 0                            | 38             | 0%                                                     | 0            | 2                  | -2                                  | 710                                      | 0                                               | 710                                  | 26         | 85          | -59                                                        | -7.67%                                                      | 786                                 | 19                                     | 71%                                              | 55                                  | 20                                              | 29%                                   | 63%                           | 0%                                        | 11%                                       | 7                                          | 0                                            | 2nd VDG                                 |
| 18 N                                                                                                                                               | T(24) | 45              | 0                            | 45             | 0%                                                     | 0            | 1                  | -1                                  | 991                                      | 0                                               | 991                                  | 50         | 76          | -26                                                        | -2.56%                                                      | 1,026                               | 22                                     | 62%                                              | 97                                  | 13                                              | 71%                                   | 58%                           | 0%                                        | 9%                                        | 7                                          | 3                                            |                                         |
|                                                                                                                                                    |       | 164             | 0                            | 164            | 0%                                                     | 2            | 7                  | -5                                  | 3663                                     | 0                                               | 3663                                 | 254        | 333         | -79                                                        | -2.11%                                                      | 3,772                               | 22                                     | 57%                                              | 56                                  | 54                                              | 57%                                   | 57%                           | 1%                                        | 9%                                        | 28                                         | 3                                            |                                         |




District Health Assessment for Multiple District 19 through January 2026

| District Name | Status/<br>Number<br>of Months<br>in Status * | Clubs        |                     |             |                                            |           |                 |                        | Membership                      |                                     |                             |         |          |                                                |                                                 | Member Strength            |                               | Cancellation                         |                            | Reports                             |                              |                      | Finance                          | Leadership                       |                                |                                  |                                |
|---------------|-----------------------------------------------|--------------|---------------------|-------------|--------------------------------------------|-----------|-----------------|------------------------|---------------------------------|-------------------------------------|-----------------------------|---------|----------|------------------------------------------------|-------------------------------------------------|----------------------------|-------------------------------|--------------------------------------|----------------------------|-------------------------------------|------------------------------|----------------------|----------------------------------|----------------------------------|--------------------------------|----------------------------------|--------------------------------|
|               |                                               | Active Clubs | Clubs in Status Quo | Total Clubs | % Status Quo Clubs in Financial Suspension | New Clubs | Cancelled Clubs | YTD Net Club Gain/Loss | Current Members In Active Clubs | Current Members In Status Quo Clubs | Current Total Members Count | YTD Add | YTD Drop | YTD NetGrowth (includes Active and Status Quo) | YTD NetGrowth% (includes Active and Status Quo) | Member Count 12 Months Ago | Average Member Count Per Club | % of Clubs with less than 20 members | Average Cancelled Club Age | Members Lost Due to Cancelled Clubs | % of Clubs Reporting Service | % No MMR in 3 Months | % No Officer Report in 12 months | % of Clubs with balance 90+ days | Number of Zone Chairs Recorded | Number of Region Chairs Recorded | District Officers Vacancies ** |
| 19 I          |                                               | 13           | 0                   | 13          | 0%                                         | 0         | 1               | -1                     | 342                             | 0                                   | 342                         | 11      | 69       | -58                                            | -14.50%                                         | 389                        | 26                            | 31%                                  | 69                         | 42                                  | 69%                          | 62%                  | 0%                               | 8%                               | 9                              | 0                                |                                |
| 19 L          |                                               | 6            | 0                   | 6           | 0%                                         | 0         | 0               | 0                      | 222                             | 0                                   | 222                         | 25      | 15       | 10                                             | 4.72%                                           | 227                        | 37                            | 33%                                  | 0                          | 0                                   | 67%                          | 67%                  | 0%                               | 17%                              | 0                              | 0                                |                                |
| 19 N          |                                               | 74           | 0                   | 74          | 0%                                         | 0         | 0               | 0                      | 2036                            | 0                                   | 2036                        | 187     | 179      | 8                                              | 0.39%                                           | 2,106                      | 28                            | 46%                                  | 0                          | 0                                   | 64%                          | 39%                  | 5%                               | 5%                               | 9                              | 0                                |                                |
| 19 O          |                                               | 39           | 0                   | 39          | 0%                                         | 0         | 0               | 0                      | 1104                            | 0                                   | 1104                        | 114     | 130      | -16                                            | -1.43%                                          | 1,107                      | 28                            | 38%                                  | 0                          | 0                                   | 62%                          | 44%                  | 0%                               | 5%                               | 8                              | 0                                |                                |
| 19 S          |                                               | 59           | 0                   | 59          | 0%                                         | 0         | 0               | 0                      | 1599                            | 0                                   | 1599                        | 116     | 125      | -9                                             | -0.56%                                          | 1,626                      | 27                            | 37%                                  | 0                          | 0                                   | 46%                          | 39%                  | 2%                               | 12%                              | 0                              | 0                                | 2nd VDG                        |
|               |                                               | 191          | 0                   | 191         | 0%                                         | 0         | 1               | -1                     | 5303                            | 0                                   | 5303                        | 453     | 518      | -65                                            | -1.21%                                          | 5,455                      | 28                            | 40%                                  | 69                         | 42                                  | 58%                          | 42%                  | 3%                               | 8%                               | 26                             | 0                                |                                |




District Health Assessment for Multiple District 20 through January 2026

|  |                                               | Clubs        |                           |             |                                                  |           |                 |                               | Membership                         |                                        |                                |         |          |                                                      |                                                       | Member Strength               |                                  | Cancellation                               |                               | Reports                                |                                 |                         | Finance                             | Leadership                          |                                      |                                        |                                   |
|----------------------------------------------------------------------------------|-----------------------------------------------|--------------|---------------------------|-------------|--------------------------------------------------|-----------|-----------------|-------------------------------|------------------------------------|----------------------------------------|--------------------------------|---------|----------|------------------------------------------------------|-------------------------------------------------------|-------------------------------|----------------------------------|--------------------------------------------|-------------------------------|----------------------------------------|---------------------------------|-------------------------|-------------------------------------|-------------------------------------|--------------------------------------|----------------------------------------|-----------------------------------|
| District Name                                                                    | Status/<br>Number<br>of Months<br>in Status * | Active Clubs | Clubs in<br>Status<br>Quo | Total Clubs | % Status Quo Clubs<br>in Financial<br>Suspension | New Clubs | Cancelled Clubs | YTD Net Club<br>Gain/<br>Loss | Current Members<br>In Active Clubs | Current Members<br>In Status Quo Clubs | Current Total<br>Members Count | YTD Add | YTD Drop | YTD NetGrowth<br>(includes Active and<br>Status Quo) | YTD NetGrowth%<br>(includes Active and<br>Status Quo) | Member Count 12<br>Months Ago | Average Member<br>Count Per Club | % of Clubs<br>with less than 20<br>members | Average Cancelled<br>Club Age | Members Lost<br>Due to Cancelled Clubs | % of Clubs<br>Reporting Service | % No MMR<br>in 3 Months | % No Officer<br>Report in 12 months | % of Clubs with<br>balance 90+ days | Number of<br>Zone Chairs<br>Recorded | Number of<br>Region Chairs<br>Recorded | District Officers<br>Vacancies ** |
| 20 N                                                                             | T(24)                                         | 41           | 0                         | 41          | 0%                                               | 0         | 2               | -2                            | 1165                               | 0                                      | 1165                           | 66      | 71       | -5                                                   | -0.43%                                                | 1,154                         | 28                               | 34%                                        | 24                            | 14                                     | 61%                             | 49%                     | 7%                                  | 10%                                 | 9                                    | 0                                      |                                   |
| 20 E1                                                                            | T(24)                                         | 36           | 0                         | 36          | 0%                                               | 0         | 0               | 0                             | 1111                               | 0                                      | 1111                           | 28      | 68       | -40                                                  | -3.48%                                                | 1,140                         | 31                               | 28%                                        | 0                             | 0                                      | 100%                            | 42%                     | 0%                                  | 0%                                  | 10                                   | 4                                      |                                   |
| 20 E2                                                                            | T(24)                                         | 34           | 0                         | 34          | 0%                                               | 0         | 1               | -1                            | 807                                | 0                                      | 807                            | 33      | 51       | -18                                                  | -2.18%                                                | 825                           | 24                               | 56%                                        | 26                            | 0                                      | 68%                             | 38%                     | 0%                                  | 6%                                  | 4                                    | 0                                      |                                   |
| 20 W                                                                             | T(14)                                         | 47           | 0                         | 47          | 0%                                               | 0         | 1               | -1                            | 1224                               | 0                                      | 1224                           | 56      | 60       | -4                                                   | -0.33%                                                | 1,241                         | 26                               | 36%                                        | 86                            | 5                                      | 55%                             | 47%                     | 6%                                  | 2%                                  | 7                                    | 3                                      | 2nd VDG                           |
| 20 Y                                                                             | T(24)                                         | 48           | 0                         | 48          | 0%                                               | 0         | 0               | 0                             | 1095                               | 0                                      | 1095                           | 45      | 51       | -6                                                   | -0.54%                                                | 1,157                         | 23                               | 48%                                        | 0                             | 0                                      | 94%                             | 50%                     | 0%                                  | 4%                                  | 4                                    | 0                                      |                                   |
| 20 O                                                                             | T(24)                                         | 46           | 0                         | 46          | 0%                                               | 0         | 0               | 0                             | 1243                               | 0                                      | 1243                           | 78      | 33       | 45                                                   | 3.76%                                                 | 1,205                         | 27                               | 39%                                        | 0                             | 0                                      | 76%                             | 57%                     | 2%                                  | 7%                                  | 7                                    | 1                                      |                                   |
| 20 R1                                                                            | T(24)                                         | 22           | 0                         | 22          | 0%                                               | 0         | 2               | -2                            | 651                                | 0                                      | 651                            | 35      | 70       | -35                                                  | -5.10%                                                | 686                           | 30                               | 41%                                        | 75                            | 36                                     | 59%                             | 55%                     | 9%                                  | 9%                                  | 2                                    | 0                                      |                                   |
| 20 R2                                                                            | T(23)                                         | 37           | 0                         | 37          | 0%                                               | 2         | 0               | 2                             | 1217                               | 0                                      | 1217                           | 210     | 168      | 42                                                   | 3.57%                                                 | 1,147                         | 33                               | 51%                                        | 0                             | 0                                      | 43%                             | 49%                     | 0%                                  | 8%                                  | 7                                    | 5                                      |                                   |
| 20 K1                                                                            |                                               | 63           | 0                         | 63          | 0%                                               | 0         | 2               | -2                            | 1873                               | 0                                      | 1873                           | 104     | 99       | 5                                                    | 0.27%                                                 | 1,931                         | 30                               | 29%                                        | 23                            | 21                                     | 84%                             | 44%                     | 5%                                  | 0%                                  | 16                                   | 7                                      |                                   |
| 20 K2                                                                            | T(19)                                         | 35           | 0                         | 35          | 0%                                               | 2         | 0               | 2                             | 1242                               | 0                                      | 1242                           | 118     | 51       | 67                                                   | 5.70%                                                 | 1,168                         | 35                               | 26%                                        | 0                             | 0                                      | 69%                             | 46%                     | 0%                                  | 0%                                  | 6                                    | 0                                      |                                   |
| 20 S                                                                             | T(24)                                         | 38           | 0                         | 38          | 0%                                               | 0         | 0               | 0                             | 1180                               | 0                                      | 1180                           | 62      | 35       | 27                                                   | 2.34%                                                 | 1,160                         | 31                               | 42%                                        | 0                             | 0                                      | 95%                             | 50%                     | 3%                                  | 11%                                 | 7                                    | 0                                      |                                   |
|                                                                                  |                                               | 447          | 0                         | 447         | 0%                                               | 4         | 8               | -4                            | 12808                              | 0                                      | 12808                          | 835     | 757      | 78                                                   | 0.61%                                                 | 12,814                        | 29                               | 38%                                        | 44                            | 76                                     | 74%                             | 48%                     | 3%                                  | 5%                                  | 79                                   | 20                                     |                                   |




District Health Assessment for Multiple District 21 through January 2026

|  Status/<br>District<br>Name<br>of Months<br>in Status * |       | Clubs           |                              |                |                                                        |              |                    |                                     | Membership                               |                                                 |                                      |            |             |                                                            |                                                             | Member Strength                     |                                        | Cancellation                                     |                                     | Reports                                         |                                       |                               | Finance                                   | Leadership                                |                                            |                                              |                                         |
|------------------------------------------------------------------------------------------------------------------------------------------|-------|-----------------|------------------------------|----------------|--------------------------------------------------------|--------------|--------------------|-------------------------------------|------------------------------------------|-------------------------------------------------|--------------------------------------|------------|-------------|------------------------------------------------------------|-------------------------------------------------------------|-------------------------------------|----------------------------------------|--------------------------------------------------|-------------------------------------|-------------------------------------------------|---------------------------------------|-------------------------------|-------------------------------------------|-------------------------------------------|--------------------------------------------|----------------------------------------------|-----------------------------------------|
|                                                                                                                                          |       | Active<br>Clubs | Clubs<br>in<br>Status<br>Quo | Total<br>Clubs | % Status<br>Quo<br>Clubs<br>in Financial<br>Suspension | New<br>Clubs | Cancelled<br>Clubs | YTD<br>Net<br>Club<br>Gain/<br>Loss | Current<br>Members<br>In Active<br>Clubs | Current<br>Members<br>In Status<br>Quo<br>Clubs | Current<br>Total<br>Members<br>Count | YTD<br>Add | YTD<br>Drop | YTD<br>NetGrowth<br>(includes<br>Active and<br>Status Quo) | YTD<br>NetGrowth%<br>(includes<br>Active and<br>Status Quo) | Member<br>Count 12<br>Months<br>Ago | Average<br>Member<br>Count<br>Per Club | % of<br>Clubs<br>with less<br>than 20<br>members | Average<br>Cancelled<br>Club<br>Age | Members<br>Lost<br>Due to<br>Cancelled<br>Clubs | % of<br>Clubs<br>Reporting<br>Service | % No<br>MMR<br>in<br>3 Months | % No<br>Officer<br>Report in<br>12 months | % of Clubs<br>with<br>balance<br>90+ days | Number<br>of<br>Zone<br>Chairs<br>Recorded | Number<br>of<br>Region<br>Chairs<br>Recorded | District<br>Officers<br>Vacancies<br>** |
| 21 N                                                                                                                                     |       | 60              | 0                            | 60             | 0%                                                     | 2            | 1                  | 1                                   | 1520                                     | 0                                               | 1520                                 | 197        | 169         | 28                                                         | 1.88%                                                       | 1,511                               | 25                                     | 52%                                              | 46                                  | 5                                               | 93%                                   | 28%                           | 0%                                        | 3%                                        | 12                                         | 2                                            |                                         |
| 21 S                                                                                                                                     | T(24) | 42              | 0                            | 42             | 0%                                                     | 0            | 1                  | -1                                  | 1082                                     | 0                                               | 1082                                 | 186        | 120         | 66                                                         | 6.50%                                                       | 942                                 | 26                                     | 48%                                              | 68                                  | 0                                               | 67%                                   | 17%                           | 0%                                        | 5%                                        | 9                                          | 0                                            |                                         |
|                                                                                                                                          |       | 102             | 0                            | 102            | 0%                                                     | 2            | 2                  | 0                                   | 2602                                     | 0                                               | 2602                                 | 383        | 289         | 94                                                         | 3.75%                                                       | 2,453                               | 26                                     | 50%                                              | 57                                  | 5                                               | 82%                                   | 24%                           | 0%                                        | 4%                                        | 21                                         | 2                                            |                                         |



District Health Assessment for Multiple District 22 through January 2026

|  |                                               | Clubs        |                     |             |                                            |           |                 |                        | Membership                      |                                     |                             |         |          |                                                |                                                 | Member Strength            |                               | Cancellation                         |                            | Reports                             |                              |                      | Finance                          | Leadership                       |                                |                                  |                                |
|----------------------------------------------------------------------------------|-----------------------------------------------|--------------|---------------------|-------------|--------------------------------------------|-----------|-----------------|------------------------|---------------------------------|-------------------------------------|-----------------------------|---------|----------|------------------------------------------------|-------------------------------------------------|----------------------------|-------------------------------|--------------------------------------|----------------------------|-------------------------------------|------------------------------|----------------------|----------------------------------|----------------------------------|--------------------------------|----------------------------------|--------------------------------|
| District Name                                                                    | Status/<br>Number<br>of Months<br>in Status * | Active Clubs | Clubs in Status Quo | Total Clubs | % Status Quo Clubs in Financial Suspension | New Clubs | Cancelled Clubs | YTD Net Club Gain/Loss | Current Members In Active Clubs | Current Members In Status Quo Clubs | Current Total Members Count | YTD Add | YTD Drop | YTD NetGrowth (includes Active and Status Quo) | YTD NetGrowth% (includes Active and Status Quo) | Member Count 12 Months Ago | Average Member Count Per Club | % of Clubs with less than 20 members | Average Cancelled Club Age | Members Lost Due to Cancelled Clubs | % of Clubs Reporting Service | % No MMR in 3 Months | % No Officer Report in 12 months | % of Clubs with balance 90+ days | Number of Zone Chairs Recorded | Number of Region Chairs Recorded | District Officers Vacancies ** |
| 22 A                                                                             | T(24)                                         | 22           | 0                   | 22          | 0%                                         | 0         | 0               | 0                      | 527                             | 0                                   | 527                         | 30      | 27       | 3                                              | 0.57%                                           | 517                        | 24                            | 59%                                  | 0                          | 0                                   | 82%                          | 50%                  | 0%                               | 5%                               | 2                              | 0                                | 2nd VDG, GLT                   |
| 22 B                                                                             | T(9)                                          | 45           | 0                   | 45          | 0%                                         | 1         | 0               | 1                      | 1218                            | 0                                   | 1218                        | 106     | 97       | 9                                              | 0.74%                                           | 1,275                      | 27                            | 44%                                  | 0                          | 0                                   | 100%                         | 58%                  | 0%                               | 2%                               | 9                              | 1                                | 1st VDG                        |
| 22 C                                                                             | T(24)                                         | 42           | 0                   | 42          | 0%                                         | 0         | 1               | -1                     | 1032                            | 0                                   | 1032                        | 86      | 95       | -9                                             | -0.86%                                          | 1,080                      | 25                            | 55%                                  | 93                         | 3                                   | 67%                          | 45%                  | 0%                               | 5%                               | 8                              | 0                                |                                |
| 22 D                                                                             | T(21)                                         | 35           | 0                   | 35          | 0%                                         | 2         | 0               | 2                      | 1209                            | 0                                   | 1209                        | 144     | 124      | 20                                             | 1.68%                                           | 1,208                      | 35                            | 29%                                  | 0                          | 0                                   | 54%                          | 51%                  | 0%                               | 0%                               | 4                              | 0                                |                                |
| 22 W                                                                             |                                               | 48           | 0                   | 48          | 0%                                         | 0         | 1               | -1                     | 1534                            | 0                                   | 1534                        | 77      | 90       | -13                                            | -0.84%                                          | 1,557                      | 32                            | 29%                                  | 51                         | 16                                  | 63%                          | 48%                  | 13%                              | 4%                               | 0                              | 0                                |                                |
|                                                                                  |                                               | 192          | 0                   | 192         | 0%                                         | 3         | 2               | 1                      | 5520                            | 0                                   | 5520                        | 443     | 433      | 10                                             | 0.18%                                           | 5,637                      | 29                            | 42%                                  | 72                         | 19                                  | 73%                          | 51%                  | 3%                               | 3%                               | 23                             | 1                                |                                |



District Health Assessment for Multiple District 23 through January 2026

| District Name | Status/<br>Number<br>of Months<br>in Status * | Clubs        |                     |             |                                            |           |                 |                        | Membership                      |                                     |                             |         |          |                                                |                                                 | Member Strength            |                               | Cancellation                         |                            | Reports                             |                              |                      | Finance                          | Leadership                       |                                |                                  |                                |
|---------------|-----------------------------------------------|--------------|---------------------|-------------|--------------------------------------------|-----------|-----------------|------------------------|---------------------------------|-------------------------------------|-----------------------------|---------|----------|------------------------------------------------|-------------------------------------------------|----------------------------|-------------------------------|--------------------------------------|----------------------------|-------------------------------------|------------------------------|----------------------|----------------------------------|----------------------------------|--------------------------------|----------------------------------|--------------------------------|
|               |                                               | Active Clubs | Clubs in Status Quo | Total Clubs | % Status Quo Clubs in Financial Suspension | New Clubs | Cancelled Clubs | YTD Net Club Gain/Loss | Current Members In Active Clubs | Current Members In Status Quo Clubs | Current Total Members Count | YTD Add | YTD Drop | YTD NetGrowth (includes Active and Status Quo) | YTD NetGrowth% (includes Active and Status Quo) | Member Count 12 Months Ago | Average Member Count Per Club | % of Clubs with less than 20 members | Average Cancelled Club Age | Members Lost Due to Cancelled Clubs | % of Clubs Reporting Service | % No MMR in 3 Months | % No Officer Report in 12 months | % of Clubs with balance 90+ days | Number of Zone Chairs Recorded | Number of Region Chairs Recorded | District Officers Vacancies ** |
| 23 A          |                                               | 48           | 0                   | 48          | 0%                                         | 0         | 0               | 0                      | 1252                            | 0                                   | 1252                        | 49      | 102      | -53                                            | -4.06%                                          | 1,273                      | 26                            | 46%                                  | 0                          | 0                                   | 54%                          | 46%                  | 4%                               | 0%                               | 5                              | 0                                |                                |
| 23 B          |                                               | 55           | 0                   | 55          | 0%                                         | 0         | 1               | -1                     | 1709                            | 0                                   | 1709                        | 82      | 154      | -72                                            | -4.04%                                          | 1,775                      | 31                            | 27%                                  | 15                         | 11                                  | 75%                          | 38%                  | 0%                               | 4%                               | 7                              | 0                                |                                |
| 23 C          |                                               | 57           | 0                   | 57          | 0%                                         | 1         | 1               | 0                      | 1635                            | 0                                   | 1635                        | 114     | 104      | 10                                             | 0.62%                                           | 1,574                      | 29                            | 33%                                  | 17                         | 9                                   | 74%                          | 42%                  | 2%                               | 2%                               | 10                             | 0                                |                                |
|               |                                               | 160          | 0                   | 160         | 0%                                         | 1         | 2               | -1                     | 4596                            | 0                                   | 4596                        | 245     | 360      | -115                                           | -2.44%                                          | 4,622                      | 29                            | 35%                                  | 16                         | 20                                  | 68%                          | 42%                  | 2%                               | 2%                               | 22                             | 0                                |                                |




District Health Assessment for Multiple District 24 through January 2026

| District Name | Status/<br>Number<br>of Months<br>in Status * | Clubs        |                     |             |                                            |           |                 |                        | Membership                      |                                     |                             |         |          |                                                |                                                 | Member Strength            |                               | Cancellation                         |                            | Reports                             |                              |                      | Finance                          | Leadership                       |                                |                                  |                                |
|---------------|-----------------------------------------------|--------------|---------------------|-------------|--------------------------------------------|-----------|-----------------|------------------------|---------------------------------|-------------------------------------|-----------------------------|---------|----------|------------------------------------------------|-------------------------------------------------|----------------------------|-------------------------------|--------------------------------------|----------------------------|-------------------------------------|------------------------------|----------------------|----------------------------------|----------------------------------|--------------------------------|----------------------------------|--------------------------------|
|               |                                               | Active Clubs | Clubs in Status Quo | Total Clubs | % Status Quo Clubs in Financial Suspension | New Clubs | Cancelled Clubs | YTD Net Club Gain/Loss | Current Members In Active Clubs | Current Members In Status Quo Clubs | Current Total Members Count | YTD Add | YTD Drop | YTD NetGrowth (includes Active and Status Quo) | YTD NetGrowth% (includes Active and Status Quo) | Member Count 12 Months Ago | Average Member Count Per Club | % of Clubs with less than 20 members | Average Cancelled Club Age | Members Lost Due to Cancelled Clubs | % of Clubs Reporting Service | % No MMR in 3 Months | % No Officer Report in 12 months | % of Clubs with balance 90+ days | Number of Zone Chairs Recorded | Number of Region Chairs Recorded | District Officers Vacancies ** |
| 24 C          |                                               | 50           | 0                   | 50          | 0%                                         | 0         | 0               | 0                      | 1264                            | 0                                   | 1264                        | 101     | 82       | 19                                             | 1.53%                                           | 1,236                      | 25                            | 42%                                  | 0                          | 0                                   | 78%                          | 34%                  | 2%                               | 14%                              | 10                             | 0                                | GST                            |
| 24 I          |                                               | 75           | 0                   | 75          | 0%                                         | 0         | 3               | -3                     | 1556                            | 0                                   | 1556                        | 123     | 117      | 6                                              | 0.39%                                           | 1,590                      | 21                            | 61%                                  | 67                         | 9                                   | 88%                          | 55%                  | 4%                               | 8%                               | 16                             | 0                                |                                |
| 24 L          |                                               | 78           | 0                   | 78          | 0%                                         | 0         | 0               | 0                      | 2176                            | 0                                   | 2176                        | 125     | 162      | -37                                            | -1.67%                                          | 2,181                      | 28                            | 45%                                  | 0                          | 0                                   | 96%                          | 36%                  | 0%                               | 5%                               | 14                             | 5                                |                                |
|               |                                               | 203          | 0                   | 203         | 0%                                         | 0         | 3               | -3                     | 4996                            | 0                                   | 4996                        | 349     | 361      | -12                                            | -0.24%                                          | 5,007                      | 25                            | 50%                                  | 67                         | 9                                   | 89%                          | 42%                  | 2%                               | 8%                               | 40                             | 5                                |                                |






District Health Assessment for Multiple District 25 through January 2026

|  |                                               | Clubs        |                     |             |                                            |           |                 |                        | Membership                      |                                     |                             |         |          |                                                |                                                 | Member Strength            |                               | Cancellation                         |                            | Reports                             |                              |                      | Finance                          | Leadership                       |                                |                                  |                                |
|----------------------------------------------------------------------------------|-----------------------------------------------|--------------|---------------------|-------------|--------------------------------------------|-----------|-----------------|------------------------|---------------------------------|-------------------------------------|-----------------------------|---------|----------|------------------------------------------------|-------------------------------------------------|----------------------------|-------------------------------|--------------------------------------|----------------------------|-------------------------------------|------------------------------|----------------------|----------------------------------|----------------------------------|--------------------------------|----------------------------------|--------------------------------|
| District Name                                                                    | Status/<br>Number<br>of Months<br>in Status * | Active Clubs | Clubs in Status Quo | Total Clubs | % Status Quo Clubs in Financial Suspension | New Clubs | Cancelled Clubs | YTD Net Club Gain/Loss | Current Members In Active Clubs | Current Members In Status Quo Clubs | Current Total Members Count | YTD Add | YTD Drop | YTD NetGrowth (includes Active and Status Quo) | YTD NetGrowth% (includes Active and Status Quo) | Member Count 12 Months Ago | Average Member Count Per Club | % of Clubs with less than 20 members | Average Cancelled Club Age | Members Lost Due to Cancelled Clubs | % of Clubs Reporting Service | % No MMR in 3 Months | % No Officer Report in 12 months | % of Clubs with balance 90+ days | Number of Zone Chairs Recorded | Number of Region Chairs Recorded | District Officers Vacancies ** |
| 25 A                                                                             | T(24)                                         | 45           | 0                   | 45          | 0%                                         | 0         | 1               | -1                     | 1048                            | 0                                   | 1048                        | 53      | 92       | -39                                            | -3.59%                                          | 1,101                      | 23                            | 44%                                  | 83                         | 5                                   | 69%                          | 47%                  | 0%                               | 4%                               | 7                              | 0                                |                                |
| 25 B                                                                             | T(24)                                         | 43           | 0                   | 43          | 0%                                         | 0         | 1               | -1                     | 903                             | 0                                   | 903                         | 42      | 59       | -17                                            | -1.85%                                          | 944                        | 21                            | 51%                                  | 74                         | 11                                  | 74%                          | 51%                  | 2%                               | 16%                              | 7                              | 0                                | 2nd VDG                        |
| 25 C                                                                             | T(4)                                          | 49           | 0                   | 49          | 0%                                         | 0         | 0               | 0                      | 1235                            | 0                                   | 1235                        | 56      | 66       | -10                                            | -0.80%                                          | 1,260                      | 25                            | 59%                                  | 0                          | 0                                   | 67%                          | 57%                  | 8%                               | 8%                               | 5                              | 0                                | 2nd VDG                        |
| 25 D                                                                             | T(24)                                         | 34           | 0                   | 34          | 0%                                         | 0         | 0               | 0                      | 1150                            | 0                                   | 1150                        | 69      | 70       | -1                                             | -0.09%                                          | 1,138                      | 34                            | 35%                                  | 0                          | 0                                   | 100%                         | 62%                  | 3%                               | 12%                              | 6                              | 0                                |                                |
| 25 E                                                                             | T(24)                                         | 47           | 0                   | 47          | 0%                                         | 0         | 0               | 0                      | 1069                            | 0                                   | 1069                        | 37      | 57       | -20                                            | -1.84%                                          | 1,090                      | 23                            | 53%                                  | 0                          | 0                                   | 85%                          | 49%                  | 0%                               | 0%                               | 11                             | 0                                |                                |
| 25 F                                                                             | T(18)                                         | 51           | 0                   | 51          | 0%                                         | 0         | 0               | 0                      | 1206                            | 0                                   | 1206                        | 74      | 65       | 9                                              | 0.75%                                           | 1,215                      | 24                            | 45%                                  | 0                          | 0                                   | 100%                         | 45%                  | 0%                               | 12%                              | 8                              | 0                                |                                |
| 25 G                                                                             | T(24)                                         | 44           | 0                   | 44          | 0%                                         | 0         | 0               | 0                      | 1139                            | 0                                   | 1139                        | 78      | 56       | 22                                             | 1.97%                                           | 1,140                      | 26                            | 39%                                  | 0                          | 0                                   | 84%                          | 50%                  | 0%                               | 7%                               | 7                              | 0                                | 2nd VDG                        |
|                                                                                  |                                               | 313          | 0                   | 313         | 0%                                         | 0         | 2               | -2                     | 7750                            | 0                                   | 7750                        | 409     | 465      | -56                                            | -0.72%                                          | 7,888                      | 25                            | 47%                                  | 78                         | 16                                  | 82%                          | 51%                  | 2%                               | 8%                               | 51                             | 0                                |                                |




District Health Assessment for Multiple District 26 through January 2026

|  |                                               | Clubs        |                     |             |                                            |           |                 |                        | Membership                      |                                     |                             |         |          |                                                |                                                 | Member Strength            |                               | Cancellation                         |                            | Reports                             |                              |                      | Finance                          | Leadership                       |                                |                                  |                                |
|----------------------------------------------------------------------------------|-----------------------------------------------|--------------|---------------------|-------------|--------------------------------------------|-----------|-----------------|------------------------|---------------------------------|-------------------------------------|-----------------------------|---------|----------|------------------------------------------------|-------------------------------------------------|----------------------------|-------------------------------|--------------------------------------|----------------------------|-------------------------------------|------------------------------|----------------------|----------------------------------|----------------------------------|--------------------------------|----------------------------------|--------------------------------|
| District Name                                                                    | Status/<br>Number<br>of Months<br>in Status * | Active Clubs | Clubs in Status Quo | Total Clubs | % Status Quo Clubs in Financial Suspension | New Clubs | Cancelled Clubs | YTD Net Club Gain/Loss | Current Members In Active Clubs | Current Members In Status Quo Clubs | Current Total Members Count | YTD Add | YTD Drop | YTD NetGrowth (includes Active and Status Quo) | YTD NetGrowth% (includes Active and Status Quo) | Member Count 12 Months Ago | Average Member Count Per Club | % of Clubs with less than 20 members | Average Cancelled Club Age | Members Lost Due to Cancelled Clubs | % of Clubs Reporting Service | % No MMR in 3 Months | % No Officer Report in 12 months | % of Clubs with balance 90+ days | Number of Zone Chairs Recorded | Number of Region Chairs Recorded | District Officers Vacancies ** |
| 26 M1                                                                            | T(24)                                         | 32           | 0                   | 32          | 0%                                         | 0         | 2               | -2                     | 862                             | 0                                   | 862                         | 98      | 89       | 9                                              | 1.06%                                           | 911                        | 27                            | 47%                                  | 73                         | 20                                  | 25%                          | 41%                  | 0%                               | 0%                               | 1                              | 0                                | 1st VDG                        |
| 26 M2                                                                            | T(24)                                         | 37           | 0                   | 37          | 0%                                         | 0         | 0               | 0                      | 1096                            | 0                                   | 1096                        | 71      | 76       | -5                                             | -0.45%                                          | 1,089                      | 30                            | 46%                                  | 0                          | 0                                   | 51%                          | 43%                  | 5%                               | 14%                              | 7                              | 0                                |                                |
| 26 M3                                                                            | T(24)                                         | 45           | 0                   | 45          | 0%                                         | 0         | 2               | -2                     | 969                             | 0                                   | 969                         | 40      | 69       | -29                                            | -2.91%                                          | 1,008                      | 22                            | 60%                                  | 42                         | 11                                  | 29%                          | 56%                  | 18%                              | 13%                              | 0                              | 0                                | GLT,GMT,GST                    |
| 26 M4                                                                            | T(24)                                         | 47           | 0                   | 47          | 0%                                         | 0         | 1               | -1                     | 953                             | 0                                   | 953                         | 46      | 62       | -16                                            | -1.65%                                          | 988                        | 20                            | 62%                                  | 86                         | 11                                  | 30%                          | 49%                  | 6%                               | 19%                              | 4                              | 0                                |                                |
| 26 M5                                                                            | T(24)                                         | 37           | 0                   | 37          | 0%                                         | 0         | 1               | -1                     | 845                             | 0                                   | 845                         | 67      | 72       | -5                                             | -0.59%                                          | 859                        | 23                            | 54%                                  | 66                         | 12                                  | 92%                          | 54%                  | 3%                               | 8%                               | 4                              | 0                                |                                |
| 26 M6                                                                            | T(24)                                         | 35           | 0                   | 35          | 0%                                         | 0         | 1               | -1                     | 774                             | 0                                   | 774                         | 38      | 61       | -23                                            | -2.89%                                          | 805                        | 22                            | 51%                                  | 46                         | 14                                  | 51%                          | 54%                  | 3%                               | 9%                               | 6                              | 0                                |                                |
| 26 M7                                                                            | T(24)                                         | 30           | 0                   | 30          | 0%                                         | 0         | 0               | 0                      | 1158                            | 0                                   | 1158                        | 136     | 83       | 53                                             | 4.80%                                           | 1,107                      | 39                            | 27%                                  | 0                          | 0                                   | 33%                          | 43%                  | 0%                               | 27%                              | 2                              | 0                                |                                |
|                                                                                  |                                               | 263          | 0                   | 263         | 0%                                         | 0         | 7               | -7                     | 6657                            | 0                                   | 6657                        | 496     | 512      | -16                                            | -0.24%                                          | 6,767                      | 25                            | 51%                                  | 61                         | 68                                  | 44%                          | 49%                  | 6%                               | 13%                              | 24                             | 0                                |                                |




District Health Assessment for Multiple District 27 through January 2026

|  |                                               | Clubs        |                     |             |                                            |           |                 |                        | Membership                      |                                     |                             |         |          |                                                |                                                 | Member Strength            |                               | Cancellation                         |                            | Reports                             |                              |                      | Finance                          | Leadership                       |                                |                                  |                                |
|----------------------------------------------------------------------------------|-----------------------------------------------|--------------|---------------------|-------------|--------------------------------------------|-----------|-----------------|------------------------|---------------------------------|-------------------------------------|-----------------------------|---------|----------|------------------------------------------------|-------------------------------------------------|----------------------------|-------------------------------|--------------------------------------|----------------------------|-------------------------------------|------------------------------|----------------------|----------------------------------|----------------------------------|--------------------------------|----------------------------------|--------------------------------|
| District Name                                                                    | Status/<br>Number<br>of Months<br>in Status * | Active Clubs | Clubs in Status Quo | Total Clubs | % Status Quo Clubs in Financial Suspension | New Clubs | Cancelled Clubs | YTD Net Club Gain/Loss | Current Members In Active Clubs | Current Members In Status Quo Clubs | Current Total Members Count | YTD Add | YTD Drop | YTD NetGrowth (includes Active and Status Quo) | YTD NetGrowth% (includes Active and Status Quo) | Member Count 12 Months Ago | Average Member Count Per Club | % of Clubs with less than 20 members | Average Cancelled Club Age | Members Lost Due to Cancelled Clubs | % of Clubs Reporting Service | % No MMR in 3 Months | % No Officer Report in 12 months | % of Clubs with balance 90+ days | Number of Zone Chairs Recorded | Number of Region Chairs Recorded | District Officers Vacancies ** |
| 27 A1                                                                            |                                               | 51           | 0                   | 51          | 0%                                         | 0         | 1               | -1                     | 1898                            | 0                                   | 1899                        | 119     | 147      | -28                                            | -1.45%                                          | 1,927                      | 37                            | 31%                                  | 56                         | 11                                  | 78%                          | 29%                  | 0%                               | 0%                               | 5                              | 0                                |                                |
| 27 A2                                                                            |                                               | 39           | 0                   | 39          | 0%                                         | 1         | 0               | 1                      | 1303                            | 0                                   | 1303                        | 99      | 80       | 19                                             | 1.48%                                           | 1,249                      | 33                            | 26%                                  | 0                          | 0                                   | 87%                          | 28%                  | 0%                               | 8%                               | 4                              | 2                                | 2nd VDG                        |
| 27 B1                                                                            |                                               | 64           | 0                   | 64          | 0%                                         | 0         | 0               | 0                      | 1785                            | 0                                   | 1785                        | 94      | 91       | 3                                              | 0.17%                                           | 1,796                      | 28                            | 36%                                  | 0                          | 0                                   | 98%                          | 33%                  | 0%                               | 2%                               | 11                             | 0                                |                                |
| 27 B2                                                                            |                                               | 66           | 0                   | 66          | 0%                                         | 0         | 0               | 0                      | 2046                            | 0                                   | 2046                        | 97      | 102      | -5                                             | -0.24%                                          | 2,074                      | 31                            | 32%                                  | 0                          | 0                                   | 71%                          | 44%                  | 0%                               | 11%                              | 11                             | 0                                | 1st VDG,2nd VDG                |
| 27 C1                                                                            |                                               | 51           | 0                   | 51          | 0%                                         | 0         | 0               | 0                      | 1322                            | 0                                   | 1322                        | 51      | 67       | -16                                            | -1.20%                                          | 1,346                      | 26                            | 29%                                  | 0                          | 0                                   | 55%                          | 53%                  | 0%                               | 4%                               | 0                              | 0                                | 2nd VDG                        |
| 27 C2                                                                            |                                               | 40           | 0                   | 40          | 0%                                         | 0         | 0               | 0                      | 1420                            | 0                                   | 1420                        | 85      | 87       | -2                                             | -0.14%                                          | 1,443                      | 36                            | 28%                                  | 0                          | 0                                   | 58%                          | 45%                  | 0%                               | 10%                              | 7                              | 3                                |                                |
| 27 D1                                                                            |                                               | 57           | 0                   | 57          | 0%                                         | 0         | 0               | 0                      | 2032                            | 0                                   | 2032                        | 135     | 99       | 36                                             | 1.80%                                           | 2,058                      | 36                            | 28%                                  | 0                          | 0                                   | 88%                          | 47%                  | 0%                               | 11%                              | 12                             | 0                                |                                |
| 27 D2                                                                            |                                               | 47           | 0                   | 47          | 0%                                         | 0         | 0               | 0                      | 1599                            | 0                                   | 1599                        | 122     | 98       | 24                                             | 1.52%                                           | 1,588                      | 34                            | 30%                                  | 0                          | 0                                   | 70%                          | 32%                  | 0%                               | 6%                               | 9                              | 5                                |                                |
| 27 E1                                                                            |                                               | 43           | 0                   | 43          | 0%                                         | 0         | 0               | 0                      | 1398                            | 0                                   | 1398                        | 69      | 68       | 1                                              | 0.07%                                           | 1,400                      | 33                            | 26%                                  | 0                          | 0                                   | 67%                          | 37%                  | 2%                               | 16%                              | 7                              | 1                                |                                |
| 27 E2                                                                            |                                               | 43           | 0                   | 43          | 0%                                         | 0         | 0               | 0                      | 1551                            | 0                                   | 1551                        | 65      | 82       | -17                                            | -1.08%                                          | 1,561                      | 36                            | 28%                                  | 0                          | 0                                   | 74%                          | 42%                  | 0%                               | 2%                               | 6                              | 0                                |                                |
|                                                                                  |                                               | 501          | 0                   | 501         | 0%                                         | 1         | 1               | 0                      | 16354                           | 0                                   | 16355                       | 936     | 921      | 15                                             | 0.09%                                           | 16,442                     | 33                            | 30%                                  | 56                         | 11                                  | 76%                          | 39%                  | 0%                               | 7%                               | 72                             | 11                               |                                |




District Health Assessment for Multiple District 28 through January 2026

| <div></div> <div>Status/<br/>Number<br/>of Months<br/>in Status *</div> |       | Clubs        |                     |             |                                            |           |                 |                        | Membership                      |                                     |                             |         |          |                                                |                                                 | Member Strength            |                               | Cancellation                         |                            | Reports                             |                              |                      | Finance                          |                                  | Leadership                     |                                  |                                |
|---------------------------------------------------------------------------------------------------------------------------------------------------------|-------|--------------|---------------------|-------------|--------------------------------------------|-----------|-----------------|------------------------|---------------------------------|-------------------------------------|-----------------------------|---------|----------|------------------------------------------------|-------------------------------------------------|----------------------------|-------------------------------|--------------------------------------|----------------------------|-------------------------------------|------------------------------|----------------------|----------------------------------|----------------------------------|--------------------------------|----------------------------------|--------------------------------|
|                                                                                                                                                         |       | Active Clubs | Clubs in Status Quo | Total Clubs | % Status Quo Clubs in Financial Suspension | New Clubs | Cancelled Clubs | YTD Net Club Gain/Loss | Current Members In Active Clubs | Current Members In Status Quo Clubs | Current Total Members Count | YTD Add | YTD Drop | YTD NetGrowth (includes Active and Status Quo) | YTD NetGrowth% (includes Active and Status Quo) | Member Count 12 Months Ago | Average Member Count Per Club | % of Clubs with less than 20 members | Average Cancelled Club Age | Members Lost Due to Cancelled Clubs | % of Clubs Reporting Service | % No MMR in 3 Months | % No Officer Report in 12 months | % of Clubs with balance 90+ days | Number of Zone Chairs Recorded | Number of Region Chairs Recorded | District Officers Vacancies ** |
| 28 U                                                                                                                                                    | T(24) | 25           | 0                   | 25          | 0%                                         | 0         | 0               | 0                      | 379                             | 0                                   | 379                         | 33      | 37       | -4                                             | -1.04%                                          | 415                        | 15                            | 68%                                  | 0                          | 0                                   | 40%                          | 52%                  | 0%                               | 12%                              | 0                              | 0                                | 2nd VDG                        |
| 28 T                                                                                                                                                    | T(24) | 23           | 0                   | 23          | 0%                                         | 0         | 1               | -1                     | 478                             | 0                                   | 478                         | 44      | 53       | -9                                             | -1.85%                                          | 443                        | 21                            | 57%                                  | 64                         | 19                                  | 13%                          | 78%                  | 0%                               | 9%                               | 0                              | 0                                | GMT                            |
|                                                                                                                                                         |       | 48           | 0                   | 48          | 0%                                         | 0         | 1               | -1                     | 857                             | 0                                   | 857                         | 77      | 90       | -13                                            | -1.49%                                          | 858                        | 18                            | 63%                                  | 64                         | 19                                  | 27%                          | 65%                  | 0%                               | 10%                              | 0                              | 0                                |                                |




District Health Assessment for Multiple District 29 through January 2026

|  |                                               | Clubs        |                     |             |                                            |           |                 |                        | Membership                      |                                     |                             |         |          |                                                |                                                 | Member Strength            |                               | Cancellation                         |                            | Reports                             |                              |                      | Finance                          | Leadership                       |                                |                                  |                                |
|----------------------------------------------------------------------------------|-----------------------------------------------|--------------|---------------------|-------------|--------------------------------------------|-----------|-----------------|------------------------|---------------------------------|-------------------------------------|-----------------------------|---------|----------|------------------------------------------------|-------------------------------------------------|----------------------------|-------------------------------|--------------------------------------|----------------------------|-------------------------------------|------------------------------|----------------------|----------------------------------|----------------------------------|--------------------------------|----------------------------------|--------------------------------|
| District Name                                                                    | Status/<br>Number<br>of Months<br>in Status * | Active Clubs | Clubs in Status Quo | Total Clubs | % Status Quo Clubs in Financial Suspension | New Clubs | Cancelled Clubs | YTD Net Club Gain/Loss | Current Members In Active Clubs | Current Members In Status Quo Clubs | Current Total Members Count | YTD Add | YTD Drop | YTD NetGrowth (includes Active and Status Quo) | YTD NetGrowth% (includes Active and Status Quo) | Member Count 12 Months Ago | Average Member Count Per Club | % of Clubs with less than 20 members | Average Cancelled Club Age | Members Lost Due to Cancelled Clubs | % of Clubs Reporting Service | % No MMR in 3 Months | % No Officer Report in 12 months | % of Clubs with balance 90+ days | Number of Zone Chairs Recorded | Number of Region Chairs Recorded | District Officers Vacancies ** |
| 29 L                                                                             | T(24)                                         | 47           | 0                   | 47          | 0%                                         | 1         | 0               | 1                      | 924                             | 0                                   | 924                         | 96      | 83       | 13                                             | 1.43%                                           | 915                        | 20                            | 60%                                  | 0                          | 0                                   | 98%                          | 53%                  | 9%                               | 2%                               | 5                              | 0                                |                                |
| 29 C                                                                             | T(24)                                         | 38           | 0                   | 38          | 0%                                         | 0         | 3               | -3                     | 756                             | 0                                   | 756                         | 35      | 58       | -23                                            | -2.95%                                          | 809                        | 20                            | 55%                                  | 58                         | 25                                  | 26%                          | 66%                  | 26%                              | 16%                              | 9                              | 0                                | 1st VDG,2nd VDG,GMT,GST        |
| 29 I                                                                             |                                               | 53           | 0                   | 53          | 0%                                         | 0         | 1               | -1                     | 1313                            | 0                                   | 1313                        | 67      | 102      | -35                                            | -2.60%                                          | 1,396                      | 25                            | 47%                                  | 12                         | 5                                   | 62%                          | 43%                  | 0%                               | 2%                               | 9                              | 0                                | 1st VDG                        |
|                                                                                  |                                               | 138          | 0                   | 138         | 0%                                         | 1         | 4               | -3                     | 2993                            | 0                                   | 2993                        | 198     | 243      | -45                                            | -1.48%                                          | 3,120                      | 22                            | 54%                                  | 46                         | 30                                  | 64%                          | 53%                  | 10%                              | 6%                               | 23                             | 0                                |                                |




District Health Assessment for Multiple District 30 through January 2026

|  |                                               | Clubs        |                     |             |                                               |           |                 |                        | Membership                      |                                     |                             |         |          |                                                |                                                 | Member Strength            |                               | Cancellation                         |                            | Reports                             |                              |                      | Finance                          | Leadership                       |                                |                                  |                                |
|----------------------------------------------------------------------------------|-----------------------------------------------|--------------|---------------------|-------------|-----------------------------------------------|-----------|-----------------|------------------------|---------------------------------|-------------------------------------|-----------------------------|---------|----------|------------------------------------------------|-------------------------------------------------|----------------------------|-------------------------------|--------------------------------------|----------------------------|-------------------------------------|------------------------------|----------------------|----------------------------------|----------------------------------|--------------------------------|----------------------------------|--------------------------------|
| District Name                                                                    | Status/<br>Number<br>of Months<br>in Status * | Active Clubs | Clubs in Status Quo | Total Clubs | % Status Quo Clubs<br>in Financial Suspension | New Clubs | Cancelled Clubs | YTD Net Club Gain/Loss | Current Members In Active Clubs | Current Members In Status Quo Clubs | Current Total Members Count | YTD Add | YTD Drop | YTD NetGrowth (includes Active and Status Quo) | YTD NetGrowth% (includes Active and Status Quo) | Member Count 12 Months Ago | Average Member Count Per Club | % of Clubs with less than 20 members | Average Cancelled Club Age | Members Lost Due to Cancelled Clubs | % of Clubs Reporting Service | % No MMR in 3 Months | % No Officer Report in 12 months | % of Clubs with balance 90+ days | Number of Zone Chairs Recorded | Number of Region Chairs Recorded | District Officers Vacancies ** |
| 30 M                                                                             | T(24)                                         | 40           | 0                   | 40          | 0%                                            | 0         | 3               | -3                     | 755                             | 0                                   | 755                         | 52      | 70       | -18                                            | -2.33%                                          | 776                        | 19                            | 60%                                  | 53                         | 19                                  | 28%                          | 50%                  | 3%                               | 13%                              | 0                              | 0                                | 2nd VDG                        |
| 30 S                                                                             | T(24)                                         | 35           | 0                   | 35          | 0%                                            | 0         | 1               | -1                     | 690                             | 0                                   | 690                         | 74      | 58       | 16                                             | 2.37%                                           | 716                        | 20                            | 74%                                  | 86                         | 4                                   | 17%                          | 51%                  | 6%                               | 14%                              | 9                              | 0                                |                                |
|                                                                                  |                                               | 75           | 0                   | 75          | 0%                                            | 0         | 4               | -4                     | 1445                            | 0                                   | 1445                        | 126     | 128      | -2                                             | -0.14%                                          | 1,492                      | 19                            | 67%                                  | 61                         | 23                                  | 23%                          | 51%                  | 4%                               | 13%                              | 9                              | 0                                |                                |




District Health Assessment for Multiple District 31 through January 2026

|  |                                               | Clubs        |                     |             |                                            |           |                 |                         | Membership                      |                                     |                             |         |          |                                                |                                                 | Member Strength            |                               | Cancellation                         |                            | Reports                             |                              |                      | Finance                          | Leadership                       |                                |                                  |                                |
|----------------------------------------------------------------------------------|-----------------------------------------------|--------------|---------------------|-------------|--------------------------------------------|-----------|-----------------|-------------------------|---------------------------------|-------------------------------------|-----------------------------|---------|----------|------------------------------------------------|-------------------------------------------------|----------------------------|-------------------------------|--------------------------------------|----------------------------|-------------------------------------|------------------------------|----------------------|----------------------------------|----------------------------------|--------------------------------|----------------------------------|--------------------------------|
| District Name                                                                    | Status/<br>Number<br>of Months<br>in Status * | Active Clubs | Clubs in Status Quo | Total Clubs | % Status Quo Clubs in Financial Suspension | New Clubs | Cancelled Clubs | YTD Net Club Gain/ Loss | Current Members In Active Clubs | Current Members In Status Quo Clubs | Current Total Members Count | YTD Add | YTD Drop | YTD NetGrowth (includes Active and Status Quo) | YTD NetGrowth% (includes Active and Status Quo) | Member Count 12 Months Ago | Average Member Count Per Club | % of Clubs with less than 20 members | Average Cancelled Club Age | Members Lost Due to Cancelled Clubs | % of Clubs Reporting Service | % No MMR in 3 Months | % No Officer Report in 12 months | % of Clubs with balance 90+ days | Number of Zone Chairs Recorded | Number of Region Chairs Recorded | District Officers Vacancies ** |
| 31 L                                                                             | T(24)                                         | 42           | 0                   | 42          | 0%                                         | 0         | 0               | 0                       | 628                             | 0                                   | 628                         | 58      | 65       | -7                                             | -1.10%                                          | 665                        | 15                            | 74%                                  | 0                          | 0                                   | 38%                          | 50%                  | 12%                              | 5%                               | 6                              | 3                                |                                |
| 31 I                                                                             | T(24)                                         | 43           | 0                   | 43          | 0%                                         | 0         | 2               | -2                      | 838                             | 0                                   | 838                         | 46      | 50       | -4                                             | -0.48%                                          | 859                        | 19                            | 58%                                  | 75                         | 17                                  | 49%                          | 49%                  | 0%                               | 7%                               | 8                              | 0                                |                                |
| 31 O                                                                             | T(24)                                         | 52           | 0                   | 52          | 0%                                         | 1         | 0               | 1                       | 1028                            | 0                                   | 1028                        | 118     | 92       | 26                                             | 2.59%                                           | 1,014                      | 20                            | 60%                                  | 0                          | 0                                   | 63%                          | 58%                  | 0%                               | 13%                              | 8                              | 0                                |                                |
| 31 N                                                                             | T(24)                                         | 51           | 0                   | 51          | 0%                                         | 0         | 0               | 0                       | 904                             | 0                                   | 904                         | 41      | 94       | -53                                            | -5.54%                                          | 949                        | 18                            | 76%                                  | 0                          | 0                                   | 51%                          | 51%                  | 4%                               | 12%                              | 9                              | 0                                |                                |
| 31 S                                                                             | T(24)                                         | 41           | 0                   | 41          | 0%                                         | 1         | 3               | -2                      | 782                             | 0                                   | 782                         | 69      | 80       | -11                                            | -1.39%                                          | 814                        | 19                            | 59%                                  | 65                         | 12                                  | 49%                          | 41%                  | 10%                              | 7%                               | 0                              | 0                                |                                |
|                                                                                  |                                               | 229          | 0                   | 229         | 0%                                         | 2         | 5               | -3                      | 4180                            | 0                                   | 4180                        | 332     | 381      | -49                                            | -1.16%                                          | 4,301                      | 18                            | 66%                                  | 69                         | 29                                  | 51%                          | 50%                  | 5%                               | 9%                               | 31                             | 3                                |                                |




District Health Assessment for Multiple District 32 through January 2026

|  | Status/<br>District<br>Name | Number<br>of Months<br>in Status * | Clubs           |                              |                |                                                        |              |                    | Membership                          |                                          |                                                 |                                      |            |             |                                                            | Member Strength                                             |                                     | Cancellation                           |                                                  | Reports                             |                                                 |                                       | Finance                       |                                           | Leadership                                |                                            |                                              |                                         |
|----------------------------------------------------------------------------------|-----------------------------|------------------------------------|-----------------|------------------------------|----------------|--------------------------------------------------------|--------------|--------------------|-------------------------------------|------------------------------------------|-------------------------------------------------|--------------------------------------|------------|-------------|------------------------------------------------------------|-------------------------------------------------------------|-------------------------------------|----------------------------------------|--------------------------------------------------|-------------------------------------|-------------------------------------------------|---------------------------------------|-------------------------------|-------------------------------------------|-------------------------------------------|--------------------------------------------|----------------------------------------------|-----------------------------------------|
|                                                                                  |                             |                                    | Active<br>Clubs | Clubs<br>in<br>Status<br>Quo | Total<br>Clubs | % Status<br>Quo<br>Clubs<br>in Financial<br>Suspension | New<br>Clubs | Cancelled<br>Clubs | YTD<br>Net<br>Club<br>Gain/<br>Loss | Current<br>Members<br>In Active<br>Clubs | Current<br>Members<br>In Status<br>Quo<br>Clubs | Current<br>Total<br>Members<br>Count | YTD<br>Add | YTD<br>Drop | YTD<br>NetGrowth<br>(includes<br>Active and<br>Status Quo) | YTD<br>NetGrowth%<br>(includes<br>Active and<br>Status Quo) | Member<br>Count 12<br>Months<br>Ago | Average<br>Member<br>Count<br>Per Club | % of<br>Clubs<br>with less<br>than 20<br>members | Average<br>Cancelled<br>Club<br>Age | Members<br>Lost<br>Due to<br>Cancelled<br>Clubs | % of<br>Clubs<br>Reporting<br>Service | % No<br>MMR<br>in<br>3 Months | % No<br>Officer<br>Report in<br>12 months | % of Clubs<br>with<br>balance<br>90+ days | Number<br>of<br>Zone<br>Chairs<br>Recorded | Number<br>of<br>Region<br>Chairs<br>Recorded | District<br>Officers<br>Vacancies<br>** |
|                                                                                  | 32 C                        |                                    | 53              | 0                            | 53             | 0%                                                     | 1            | 2                  | -1                                  | 1295                                     | 0                                               | 1295                                 | 132        | 145         | -13                                                        | -0.99%                                                      | 1,322                               | 24                                     | 53%                                              | 60                                  | 9                                               | 74%                                   | 36%                           | 4%                                        | 6%                                        | 8                                          | 0                                            |                                         |
|                                                                                  | 32 S                        |                                    | 58              | 0                            | 58             | 0%                                                     | 1            | 2                  | -1                                  | 1541                                     | 0                                               | 1541                                 | 150        | 183         | -33                                                        | -2.10%                                                      | 1,472                               | 27                                     | 47%                                              | 40                                  | 34                                              | 67%                                   | 40%                           | 3%                                        | 3%                                        | 10                                         | 0                                            |                                         |
|                                                                                  |                             |                                    | 111             | 0                            | 111            | 0%                                                     | 2            | 4                  | -2                                  | 2836                                     | 0                                               | 2836                                 | 282        | 328         | -46                                                        | -1.60%                                                      | 2,794                               | 26                                     | 50%                                              | 50                                  | 43                                              | 70%                                   | 38%                           | 4%                                        | 5%                                        | 18                                         | 0                                            |                                         |






District Health Assessment for Multiple District 33 through January 2026

|  |                                               | Clubs        |                     |             |                                            |           |                 |                        | Membership                      |                                     |                             |         |          |                                                |                                                 | Member Strength            |                               | Cancellation                         |                            | Reports                             |                              |                      | Finance                          | Leadership                       |                                |                                  |                                |
|----------------------------------------------------------------------------------|-----------------------------------------------|--------------|---------------------|-------------|--------------------------------------------|-----------|-----------------|------------------------|---------------------------------|-------------------------------------|-----------------------------|---------|----------|------------------------------------------------|-------------------------------------------------|----------------------------|-------------------------------|--------------------------------------|----------------------------|-------------------------------------|------------------------------|----------------------|----------------------------------|----------------------------------|--------------------------------|----------------------------------|--------------------------------|
| District Name                                                                    | Status/<br>Number<br>of Months<br>in Status * | Active Clubs | Clubs in Status Quo | Total Clubs | % Status Quo Clubs in Financial Suspension | New Clubs | Cancelled Clubs | YTD Net Club Gain/Loss | Current Members In Active Clubs | Current Members In Status Quo Clubs | Current Total Members Count | YTD Add | YTD Drop | YTD NetGrowth (includes Active and Status Quo) | YTD NetGrowth% (includes Active and Status Quo) | Member Count 12 Months Ago | Average Member Count Per Club | % of Clubs with less than 20 members | Average Cancelled Club Age | Members Lost Due to Cancelled Clubs | % of Clubs Reporting Service | % No MMR in 3 Months | % No Officer Report in 12 months | % of Clubs with balance 90+ days | Number of Zone Chairs Recorded | Number of Region Chairs Recorded | District Officers Vacancies ** |
| 33 Y                                                                             | T(24)                                         | 28           | 0                   | 28          | 0%                                         | 0         | 1               | -1                     | 714                             | 0                                   | 714                         | 24      | 46       | -22                                            | -2.99%                                          | 742                        | 26                            | 46%                                  | 58                         | 7                                   | 43%                          | 39%                  | 18%                              | 11%                              | 6                              | 0                                | 2nd VDG                        |
| 33 A                                                                             | T(24)                                         | 45           | 0                   | 45          | 0%                                         | 0         | 0               | 0                      | 1146                            | 0                                   | 1146                        | 51      | 59       | -8                                             | -0.69%                                          | 1,190                      | 25                            | 49%                                  | 0                          | 0                                   | 80%                          | 47%                  | 0%                               | 2%                               | 8                              | 0                                | GMT                            |
| 33 N                                                                             | T(24)                                         | 37           | 0                   | 37          | 0%                                         | 0         | 0               | 0                      | 1016                            | 0                                   | 1016                        | 47      | 49       | -2                                             | -0.20%                                          | 1,052                      | 27                            | 38%                                  | 0                          | 0                                   | 65%                          | 51%                  | 8%                               | 5%                               | 3                              | 0                                | 2nd VDG                        |
| 33 K                                                                             |                                               | 46           | 0                   | 46          | 0%                                         | 0         | 1               | -1                     | 1417                            | 0                                   | 1417                        | 74      | 79       | -5                                             | -0.35%                                          | 1,453                      | 31                            | 39%                                  | 6                          | 0                                   | 57%                          | 41%                  | 0%                               | 4%                               | 9                              | 3                                |                                |
| 33 S                                                                             |                                               | 48           | 0                   | 48          | 0%                                         | 2         | 0               | 2                      | 1439                            | 0                                   | 1439                        | 142     | 77       | 65                                             | 4.73%                                           | 1,364                      | 30                            | 44%                                  | 0                          | 0                                   | 56%                          | 48%                  | 6%                               | 6%                               | 7                              | 0                                |                                |
|                                                                                  |                                               | 204          | 0                   | 204         | 0%                                         | 2         | 2               | 0                      | 5732                            | 0                                   | 5732                        | 338     | 310      | 28                                             | 0.49%                                           | 5,801                      | 28                            | 43%                                  | 32                         | 7                                   | 61%                          | 46%                  | 5%                               | 5%                               | 33                             | 3                                |                                |




District Health Assessment for Multiple District 34 through January 2026

|  |                                               | Clubs        |                     |             |                                            |           |                 |                        | Membership                      |                                     |                             |         |          |                                                |                                                 | Member Strength            |                               | Cancellation                         |                            | Reports                             |                              |                      | Finance                          | Leadership                       |                                |                                  |                                |
|----------------------------------------------------------------------------------|-----------------------------------------------|--------------|---------------------|-------------|--------------------------------------------|-----------|-----------------|------------------------|---------------------------------|-------------------------------------|-----------------------------|---------|----------|------------------------------------------------|-------------------------------------------------|----------------------------|-------------------------------|--------------------------------------|----------------------------|-------------------------------------|------------------------------|----------------------|----------------------------------|----------------------------------|--------------------------------|----------------------------------|--------------------------------|
| District Name                                                                    | Status/<br>Number<br>of Months<br>in Status * | Active Clubs | Clubs in Status Quo | Total Clubs | % Status Quo Clubs in Financial Suspension | New Clubs | Cancelled Clubs | YTD Net Club Gain/Loss | Current Members In Active Clubs | Current Members In Status Quo Clubs | Current Total Members Count | YTD Add | YTD Drop | YTD NetGrowth (includes Active and Status Quo) | YTD NetGrowth% (includes Active and Status Quo) | Member Count 12 Months Ago | Average Member Count Per Club | % of Clubs with less than 20 members | Average Cancelled Club Age | Members Lost Due to Cancelled Clubs | % of Clubs Reporting Service | % No MMR in 3 Months | % No Officer Report in 12 months | % of Clubs with balance 90+ days | Number of Zone Chairs Recorded | Number of Region Chairs Recorded | District Officers Vacancies ** |
| 34 A                                                                             | T(24)                                         | 40           | 0                   | 40          | 0%                                         | 2         | 1               | 1                      | 1113                            | 0                                   | 1113                        | 158     | 67       | 91                                             | 8.90%                                           | 1,021                      | 28                            | 58%                                  | 88                         | 2                                   | 45%                          | 53%                  | 0%                               | 15%                              | 9                              | 2                                | GLT                            |
| 34 B                                                                             | T(24)                                         | 34           | 0                   | 34          | 0%                                         | 1         | 2               | -1                     | 747                             | 0                                   | 747                         | 83      | 55       | 28                                             | 3.89%                                           | 705                        | 22                            | 59%                                  | 20                         | 19                                  | 41%                          | 56%                  | 0%                               | 6%                               | 8                              | 0                                | GLT                            |
| 34 C                                                                             | T(24)                                         | 34           | 0                   | 34          | 0%                                         | 0         | 1               | -1                     | 901                             | 0                                   | 901                         | 53      | 57       | -4                                             | -0.44%                                          | 925                        | 27                            | 41%                                  | 2                          | 20                                  | 53%                          | 56%                  | 3%                               | 0%                               | 7                              | 1                                |                                |
|                                                                                  |                                               | 108          | 0                   | 108         | 0%                                         | 3         | 4               | -1                     | 2761                            | 0                                   | 2761                        | 294     | 179      | 115                                            | 4.35%                                           | 2,651                      | 26                            | 53%                                  | 33                         | 41                                  | 46%                          | 55%                  | 1%                               | 7%                               | 24                             | 3                                |                                |




District Health Assessment for Multiple District 35 through January 2026

|  Status/<br>District<br>Name<br>Number<br>of Months<br>in Status * |       | Clubs           |                              |                |                                                        |              |                    |                                     | Membership                               |                                                 |                                      |            |             |                                                            |                                                             | Member Strength                     |                                        | Cancellation                                     |                                     | Reports                                         |                                       |                               | Finance                                   | Leadership                                |                                            |                                              |                                         |
|----------------------------------------------------------------------------------------------------------------------------------------------------|-------|-----------------|------------------------------|----------------|--------------------------------------------------------|--------------|--------------------|-------------------------------------|------------------------------------------|-------------------------------------------------|--------------------------------------|------------|-------------|------------------------------------------------------------|-------------------------------------------------------------|-------------------------------------|----------------------------------------|--------------------------------------------------|-------------------------------------|-------------------------------------------------|---------------------------------------|-------------------------------|-------------------------------------------|-------------------------------------------|--------------------------------------------|----------------------------------------------|-----------------------------------------|
|                                                                                                                                                    |       | Active<br>Clubs | Clubs<br>in<br>Status<br>Quo | Total<br>Clubs | % Status<br>Quo<br>Clubs<br>in Financial<br>Suspension | New<br>Clubs | Cancelled<br>Clubs | YTD<br>Net<br>Club<br>Gain/<br>Loss | Current<br>Members<br>In Active<br>Clubs | Current<br>Members<br>In Status<br>Quo<br>Clubs | Current<br>Total<br>Members<br>Count | YTD<br>Add | YTD<br>Drop | YTD<br>NetGrowth<br>(includes<br>Active and<br>Status Quo) | YTD<br>NetGrowth%<br>(includes<br>Active and<br>Status Quo) | Member<br>Count 12<br>Months<br>Ago | Average<br>Member<br>Count<br>Per Club | % of<br>Clubs<br>with less<br>than 20<br>members | Average<br>Cancelled<br>Club<br>Age | Members<br>Lost<br>Due to<br>Cancelled<br>Clubs | % of<br>Clubs<br>Reporting<br>Service | % No<br>MMR<br>in<br>3 Months | % No<br>Officer<br>Report in<br>12 months | % of Clubs<br>with<br>balance<br>90+ days | Number<br>of<br>Zone<br>Chairs<br>Recorded | Number<br>of<br>Region<br>Chairs<br>Recorded | District<br>Officers<br>Vacancies<br>** |
| 35 L                                                                                                                                               | T(24) | 52              | 0                            | 52             | 0%                                                     | 0            | 1                  | -1                                  | 1021                                     | 0                                               | 1021                                 | 95         | 110         | -15                                                        | -1.45%                                                      | 1,058                               | 20                                     | 60%                                              | 79                                  | 9                                               | 50%                                   | 37%                           | 6%                                        | 8%                                        | 4                                          | 0                                            | GLT                                     |
| 35 I                                                                                                                                               | T(24) | 39              | 0                            | 39             | 0%                                                     | 1            | 0                  | 1                                   | 982                                      | 0                                               | 982                                  | 163        | 168         | -5                                                         | -0.51%                                                      | 1,038                               | 25                                     | 41%                                              | 0                                   | 0                                               | 74%                                   | 13%                           | 0%                                        | 3%                                        | 6                                          | 0                                            |                                         |
| 35 O                                                                                                                                               | T(24) | 42              | 0                            | 42             | 0%                                                     | 0            | 2                  | -2                                  | 1054                                     | 0                                               | 1054                                 | 131        | 96          | 35                                                         | 3.43%                                                       | 1,115                               | 25                                     | 48%                                              | 12                                  | 6                                               | 76%                                   | 36%                           | 0%                                        | 10%                                       | 8                                          | 2                                            |                                         |
| 35 N                                                                                                                                               | T(24) | 50              | 0                            | 50             | 0%                                                     | 0            | 1                  | -1                                  | 1063                                     | 0                                               | 1063                                 | 77         | 118         | -41                                                        | -3.71%                                                      | 1,117                               | 21                                     | 64%                                              | 62                                  | 11                                              | 84%                                   | 50%                           | 6%                                        | 10%                                       | 11                                         | 0                                            |                                         |
|                                                                                                                                                    |       | 183             | 0                            | 183            | 0%                                                     | 1            | 4                  | -3                                  | 4120                                     | 0                                               | 4120                                 | 466        | 492         | -26                                                        | -0.63%                                                      | 4,328                               | 23                                     | 54%                                              | 41                                  | 26                                              | 70%                                   | 35%                           | 3%                                        | 8%                                        | 29                                         | 2                                            |                                         |




District Health Assessment for Multiple District 36 through January 2026

|  |                                               | Clubs        |                     |             |                                            |           |                 |                        | Membership                      |                                     |                             |         |          |                                                |                                                 | Member Strength            |                               | Cancellation                         |                            | Reports                             |                              |                      | Finance                          |                                  | Leadership                     |                                  |                                |
|----------------------------------------------------------------------------------|-----------------------------------------------|--------------|---------------------|-------------|--------------------------------------------|-----------|-----------------|------------------------|---------------------------------|-------------------------------------|-----------------------------|---------|----------|------------------------------------------------|-------------------------------------------------|----------------------------|-------------------------------|--------------------------------------|----------------------------|-------------------------------------|------------------------------|----------------------|----------------------------------|----------------------------------|--------------------------------|----------------------------------|--------------------------------|
| District Name                                                                    | Status/<br>Number<br>of Months<br>in Status * | Active Clubs | Clubs in Status Quo | Total Clubs | % Status Quo Clubs in Financial Suspension | New Clubs | Cancelled Clubs | YTD Net Club Gain/Loss | Current Members In Active Clubs | Current Members In Status Quo Clubs | Current Total Members Count | YTD Add | YTD Drop | YTD NetGrowth (includes Active and Status Quo) | YTD NetGrowth% (includes Active and Status Quo) | Member Count 12 Months Ago | Average Member Count Per Club | % of Clubs with less than 20 members | Average Cancelled Club Age | Members Lost Due to Cancelled Clubs | % of Clubs Reporting Service | % No MMR in 3 Months | % No Officer Report in 12 months | % of Clubs with balance 90+ days | Number of Zone Chairs Recorded | Number of Region Chairs Recorded | District Officers Vacancies ** |
| 36 O                                                                             | T(24)                                         | 29           | 0                   | 29          | 0%                                         | 0         | 2               | -2                     | 724                             | 0                                   | 724                         | 48      | 57       | -9                                             | -1.23%                                          | 759                        | 25                            | 48%                                  | 41                         | 1                                   | 62%                          | 45%                  | 0%                               | 17%                              | 8                              | 0                                |                                |
| 36 R                                                                             | T(24)                                         | 31           | 0                   | 31          | 0%                                         | 0         | 0               | 0                      | 652                             | 0                                   | 652                         | 43      | 61       | -18                                            | -2.69%                                          | 660                        | 21                            | 58%                                  | 0                          | 0                                   | 87%                          | 58%                  | 0%                               | 3%                               | 8                              | 0                                | 1st VDG,2nd VDG                |
| 36 E                                                                             | T(24)                                         | 29           | 0                   | 29          | 0%                                         | 0         | 0               | 0                      | 566                             | 0                                   | 566                         | 43      | 43       | 0                                              | 0.00%                                           | 574                        | 20                            | 66%                                  | 0                          | 0                                   | 34%                          | 48%                  | 10%                              | 10%                              | 2                              | 1                                | 1st VDG,2nd VDG                |
| 36 G                                                                             | T(24)                                         | 22           | 0                   | 22          | 0%                                         | 0         | 2               | -2                     | 572                             | 0                                   | 572                         | 33      | 68       | -35                                            | -5.77%                                          | 631                        | 26                            | 50%                                  | 51                         | 10                                  | 36%                          | 45%                  | 9%                               | 5%                               | 0                              | 0                                | 1st VDG,2nd VDG                |
|                                                                                  |                                               | 111          | 0                   | 111         | 0%                                         | 0         | 4               | -4                     | 2514                            | 0                                   | 2514                        | 167     | 229      | -62                                            | -2.41%                                          | 2,624                      | 23                            | 56%                                  | 46                         | 11                                  | 57%                          | 50%                  | 5%                               | 9%                               | 18                             | 1                                |                                |




District Health Assessment for Multiple District 38 through January 2026

|  Status/<br>Number<br>of Months<br>in Status * |       | Clubs           |                              |                |                                                        |              |                    |                                     | Membership                               |                                                 |                                      |            |             |                                                            |                                                             | Member Strength                     |                                        | Cancellation                                     |                                     | Reports                                         |                                       |                               | Finance                                   |                                           | Leadership                                 |                                              |                                         |
|--------------------------------------------------------------------------------------------------------------------------------|-------|-----------------|------------------------------|----------------|--------------------------------------------------------|--------------|--------------------|-------------------------------------|------------------------------------------|-------------------------------------------------|--------------------------------------|------------|-------------|------------------------------------------------------------|-------------------------------------------------------------|-------------------------------------|----------------------------------------|--------------------------------------------------|-------------------------------------|-------------------------------------------------|---------------------------------------|-------------------------------|-------------------------------------------|-------------------------------------------|--------------------------------------------|----------------------------------------------|-----------------------------------------|
|                                                                                                                                |       | Active<br>Clubs | Clubs<br>in<br>Status<br>Quo | Total<br>Clubs | % Status<br>Quo<br>Clubs<br>in Financial<br>Suspension | New<br>Clubs | Cancelled<br>Clubs | YTD<br>Net<br>Club<br>Gain/<br>Loss | Current<br>Members<br>In Active<br>Clubs | Current<br>Members<br>In Status<br>Quo<br>Clubs | Current<br>Total<br>Members<br>Count | YTD<br>Add | YTD<br>Drop | YTD<br>NetGrowth<br>(includes<br>Active and<br>Status Quo) | YTD<br>NetGrowth%<br>(includes<br>Active and<br>Status Quo) | Member<br>Count 12<br>Months<br>Ago | Average<br>Member<br>Count<br>Per Club | % of<br>Clubs<br>with less<br>than 20<br>members | Average<br>Cancelled<br>Club<br>Age | Members<br>Lost<br>Due to<br>Cancelled<br>Clubs | % of<br>Clubs<br>Reporting<br>Service | % No<br>MMR<br>in<br>3 Months | % No<br>Officer<br>Report in<br>12 months | % of Clubs<br>with<br>balance<br>90+ days | Number<br>of<br>Zone<br>Chairs<br>Recorded | Number<br>of<br>Region<br>Chairs<br>Recorded | District<br>Officers<br>Vacancies<br>** |
| 38 L                                                                                                                           | T(24) | 36              | 0                            | 36             | 0%                                                     | 0            | 1                  | -1                                  | 676                                      | 0                                               | 676                                  | 26         | 49          | -23                                                        | -3.29%                                                      | 715                                 | 19                                     | 61%                                              | 27                                  | 11                                              | 19%                                   | 64%                           | 0%                                        | 17%                                       | 7                                          | 0                                            |                                         |
| 38 I                                                                                                                           | T(24) | 32              | 0                            | 32             | 0%                                                     | 0            | 0                  | 0                                   | 733                                      | 0                                               | 733                                  | 15         | 18          | -3                                                         | -0.41%                                                      | 733                                 | 23                                     | 44%                                              | 0                                   | 0                                               | 31%                                   | 75%                           | 0%                                        | 6%                                        | 7                                          | 0                                            |                                         |
| 38 O                                                                                                                           | T(24) | 25              | 0                            | 25             | 0%                                                     | 0            | 0                  | 0                                   | 670                                      | 0                                               | 670                                  | 34         | 45          | -11                                                        | -1.62%                                                      | 679                                 | 27                                     | 48%                                              | 0                                   | 0                                               | 60%                                   | 52%                           | 0%                                        | 12%                                       | 0                                          | 0                                            |                                         |
| 38 N                                                                                                                           | T(24) | 26              | 0                            | 26             | 0%                                                     | 0            | 2                  | -2                                  | 620                                      | 0                                               | 620                                  | 23         | 45          | -22                                                        | -3.43%                                                      | 649                                 | 24                                     | 58%                                              | 49                                  | 15                                              | 81%                                   | 58%                           | 0%                                        | 4%                                        | 2                                          | 0                                            |                                         |
|                                                                                                                                |       | 119             | 0                            | 119            | 0%                                                     | 0            | 3                  | -3                                  | 2699                                     | 0                                               | 2699                                 | 98         | 157         | -59                                                        | -2.14%                                                      | 2,776                               | 23                                     | 53%                                              | 42                                  | 26                                              | 45%                                   | 63%                           | 0%                                        | 10%                                       | 16                                         | 0                                            |                                         |




District Health Assessment for Multiple District 39 through January 2026

|  |                                         | Clubs        |                     |             |                                            |           |                 |                        | Membership                      |                                     |                             |         |          |                                                |                                                 | Member Strength            |                               | Cancellation                         |                            | Reports                             |                              |                      | Finance                          | Leadership                       |                                |                                  |                                |
|----------------------------------------------------------------------------------|-----------------------------------------|--------------|---------------------|-------------|--------------------------------------------|-----------|-----------------|------------------------|---------------------------------|-------------------------------------|-----------------------------|---------|----------|------------------------------------------------|-------------------------------------------------|----------------------------|-------------------------------|--------------------------------------|----------------------------|-------------------------------------|------------------------------|----------------------|----------------------------------|----------------------------------|--------------------------------|----------------------------------|--------------------------------|
| District Name                                                                    | Status/<br>Number of Months in Status * | Active Clubs | Clubs in Status Quo | Total Clubs | % Status Quo Clubs in Financial Suspension | New Clubs | Cancelled Clubs | YTD Net Club Gain/Loss | Current Members In Active Clubs | Current Members In Status Quo Clubs | Current Total Members Count | YTD Add | YTD Drop | YTD NetGrowth (includes Active and Status Quo) | YTD NetGrowth% (includes Active and Status Quo) | Member Count 12 Months Ago | Average Member Count Per Club | % of Clubs with less than 20 members | Average Cancelled Club Age | Members Lost Due to Cancelled Clubs | % of Clubs Reporting Service | % No MMR in 3 Months | % No Officer Report in 12 months | % of Clubs with balance 90+ days | Number of Zone Chairs Recorded | Number of Region Chairs Recorded | District Officers Vacancies ** |
| 39 W                                                                             | T(24)                                   | 30           | 0                   | 30          | 0%                                         | 0         | 0               | 0                      | 901                             | 0                                   | 901                         | 62      | 59       | 3                                              | 0.33%                                           | 885                        | 30                            | 33%                                  | 0                          | 0                                   | 53%                          | 50%                  | 0%                               | 10%                              | 6                              | 0                                |                                |
| 39 E                                                                             | T(24)                                   | 24           | 0                   | 24          | 0%                                         | 1         | 0               | 1                      | 392                             | 0                                   | 392                         | 40      | 22       | 18                                             | 4.81%                                           | 358                        | 16                            | 71%                                  | 0                          | 0                                   | 25%                          | 54%                  | 0%                               | 4%                               | 4                              | 0                                | 2nd VDG                        |
|                                                                                  |                                         | 54           | 0                   | 54          | 0%                                         | 1         | 0               | 1                      | 1293                            | 0                                   | 1293                        | 102     | 81       | 21                                             | 1.65%                                           | 1,243                      | 24                            | 50%                                  | 0                          | 0                                   | 41%                          | 52%                  | 0%                               | 7%                               | 10                             | 0                                |                                |




District Health Assessment for Multiple District 43 through January 2026

|  | Clubs                       |                                    |                 |                              |                |                                               |              |                    | Membership                          |                                          |                                                 |                                      |            |             |                                                            | Member Strength                                             |                                     | Cancellation                           |                                                  | Reports                             |                                                 |                                       | Finance                       | Leadership                                |                                           |                                            |                                              |
|----------------------------------------------------------------------------------|-----------------------------|------------------------------------|-----------------|------------------------------|----------------|-----------------------------------------------|--------------|--------------------|-------------------------------------|------------------------------------------|-------------------------------------------------|--------------------------------------|------------|-------------|------------------------------------------------------------|-------------------------------------------------------------|-------------------------------------|----------------------------------------|--------------------------------------------------|-------------------------------------|-------------------------------------------------|---------------------------------------|-------------------------------|-------------------------------------------|-------------------------------------------|--------------------------------------------|----------------------------------------------|
|                                                                                  | Status/<br>District<br>Name | Number<br>of Months<br>in Status * | Active<br>Clubs | Clubs<br>in<br>Status<br>Quo | Total<br>Clubs | % Status<br>Quo<br>in Financial<br>Suspension | New<br>Clubs | Cancelled<br>Clubs | YTD<br>Net<br>Club<br>Gain/<br>Loss | Current<br>Members<br>In Active<br>Clubs | Current<br>Members<br>In Status<br>Quo<br>Clubs | Current<br>Total<br>Members<br>Count | YTD<br>Add | YTD<br>Drop | YTD<br>NetGrowth<br>(includes<br>Active and<br>Status Quo) | YTD<br>NetGrowth%<br>(includes<br>Active and<br>Status Quo) | Member<br>Count 12<br>Months<br>Ago | Average<br>Member<br>Count<br>Per Club | % of<br>Clubs<br>with less<br>than 20<br>members | Average<br>Cancelled<br>Club<br>Age | Members<br>Lost<br>Due to<br>Cancelled<br>Clubs | % of<br>Clubs<br>Reporting<br>Service | % No<br>MMR<br>in<br>3 Months | % No<br>Officer<br>Report in<br>12 months | % of Clubs<br>with<br>balance<br>90+ days | Number<br>of<br>Zone<br>Chairs<br>Recorded | Number<br>of<br>Region<br>Chairs<br>Recorded |
| 43 K                                                                             |                             | 71                                 | 0               | 71                           | 0%             | 1                                             | 2            | -1                 | 2024                                | 0                                        | 2024                                            | 136                                  | 165        | -29         | -1.41%                                                     | 2,067                                                       | 29                                  | 37%                                    | 44                                               | 7                                   | 55%                                             | 55%                                   | 0%                            | 11%                                       | 13                                        | 4                                          |                                              |
| 43 Y                                                                             |                             | 72                                 | 0               | 72                           | 0%             | 1                                             | 1            | 0                  | 1633                                | 0                                        | 1633                                            | 141                                  | 147        | -6          | -0.37%                                                     | 1,597                                                       | 23                                  | 53%                                    | 14                                               | 0                                   | 39%                                             | 47%                                   | 0%                            | 13%                                       | 10                                        | 3                                          |                                              |
|                                                                                  |                             | 143                                | 0               | 143                          | 0%             | 2                                             | 3            | -1                 | 3657                                | 0                                        | 3657                                            | 277                                  | 312        | -35         | -0.95%                                                     | 3,664                                                       | 26                                  | 45%                                    | 34                                               | 7                                   | 47%                                             | 51%                                   | 0%                            | 12%                                       | 23                                        | 7                                          |                                              |




District Health Assessment for Multiple District 44 through January 2026

|  Status/<br>District<br>Name<br>Number<br>of Months<br>in Status * |       | Clubs           |                              |                |                                                        |              |                    |                                     | Membership                               |                                                 |                                      |            |             |                                                            |                                                             | Member Strength                     |                                        | Cancellation                                     |                                     | Reports                                         |                                       |                               | Finance                                   |                                           | Leadership                                 |                                              |                                         |
|----------------------------------------------------------------------------------------------------------------------------------------------------|-------|-----------------|------------------------------|----------------|--------------------------------------------------------|--------------|--------------------|-------------------------------------|------------------------------------------|-------------------------------------------------|--------------------------------------|------------|-------------|------------------------------------------------------------|-------------------------------------------------------------|-------------------------------------|----------------------------------------|--------------------------------------------------|-------------------------------------|-------------------------------------------------|---------------------------------------|-------------------------------|-------------------------------------------|-------------------------------------------|--------------------------------------------|----------------------------------------------|-----------------------------------------|
|                                                                                                                                                    |       | Active<br>Clubs | Clubs<br>in<br>Status<br>Quo | Total<br>Clubs | % Status<br>Quo<br>Clubs<br>in Financial<br>Suspension | New<br>Clubs | Cancelled<br>Clubs | YTD<br>Net<br>Club<br>Gain/<br>Loss | Current<br>Members<br>In Active<br>Clubs | Current<br>Members<br>In Status<br>Quo<br>Clubs | Current<br>Total<br>Members<br>Count | YTD<br>Add | YTD<br>Drop | YTD<br>NetGrowth<br>(includes<br>Active and<br>Status Quo) | YTD<br>NetGrowth%<br>(includes<br>Active and<br>Status Quo) | Member<br>Count 12<br>Months<br>Ago | Average<br>Member<br>Count<br>Per Club | % of<br>Clubs<br>with less<br>than 20<br>members | Average<br>Cancelled<br>Club<br>Age | Members<br>Lost<br>Due to<br>Cancelled<br>Clubs | % of<br>Clubs<br>Reporting<br>Service | % No<br>MMR<br>in<br>3 Months | % No<br>Officer<br>Report in<br>12 months | % of Clubs<br>with<br>balance<br>90+ days | Number<br>of<br>Zone<br>Chairs<br>Recorded | Number<br>of<br>Region<br>Chairs<br>Recorded | District<br>Officers<br>Vacancies<br>** |
| 44 N                                                                                                                                               | T(24) | 41              | 0                            | 41             | 0%                                                     | 0            | 0                  | 0                                   | 1062                                     | 0                                               | 1062                                 | 85         | 63          | 22                                                         | 2.12%                                                       | 1,017                               | 26                                     | 41%                                              | 0                                   | 0                                               | 85%                                   | 32%                           | 2%                                        | 2%                                        | 7                                          | 0                                            | 2nd VDG                                 |
| 44 H                                                                                                                                               | T(21) | 37              | 0                            | 37             | 0%                                                     | 0            | 1                  | -1                                  | 1234                                     | 0                                               | 1234                                 | 69         | 49          | 20                                                         | 1.65%                                                       | 1,232                               | 33                                     | 38%                                              | 14                                  | 5                                               | 65%                                   | 57%                           | 5%                                        | 8%                                        | 5                                          | 0                                            | 2nd VDG                                 |
|                                                                                                                                                    |       | 78              | 0                            | 78             | 0%                                                     | 0            | 1                  | -1                                  | 2296                                     | 0                                               | 2296                                 | 154        | 112         | 42                                                         | 1.86%                                                       | 2,249                               | 29                                     | 40%                                              | 14                                  | 5                                               | 76%                                   | 44%                           | 4%                                        | 5%                                        | 12                                         | 0                                            |                                         |






District Health Assessment for Multiple District 49 through January 2026

|  |                                               | Clubs        |                     |             |                                               |           |                 |                        | Membership                      |                                     |                             |         |          |                                                |                                                 | Member Strength            |                               | Cancellation                         |                            | Reports                             |                              |                      | Finance                          | Leadership                       |                                |                                  |                                |
|----------------------------------------------------------------------------------|-----------------------------------------------|--------------|---------------------|-------------|-----------------------------------------------|-----------|-----------------|------------------------|---------------------------------|-------------------------------------|-----------------------------|---------|----------|------------------------------------------------|-------------------------------------------------|----------------------------|-------------------------------|--------------------------------------|----------------------------|-------------------------------------|------------------------------|----------------------|----------------------------------|----------------------------------|--------------------------------|----------------------------------|--------------------------------|
| District Name                                                                    | Status/<br>Number<br>of Months<br>in Status * | Active Clubs | Clubs in Status Quo | Total Clubs | % Status Quo Clubs<br>in Financial Suspension | New Clubs | Cancelled Clubs | YTD Net Club Gain/Loss | Current Members In Active Clubs | Current Members In Status Quo Clubs | Current Total Members Count | YTD Add | YTD Drop | YTD NetGrowth (includes Active and Status Quo) | YTD NetGrowth% (includes Active and Status Quo) | Member Count 12 Months Ago | Average Member Count Per Club | % of Clubs with less than 20 members | Average Cancelled Club Age | Members Lost Due to Cancelled Clubs | % of Clubs Reporting Service | % No MMR in 3 Months | % No Officer Report in 12 months | % of Clubs with balance 90+ days | Number of Zone Chairs Recorded | Number of Region Chairs Recorded | District Officers Vacancies ** |
| 49 A                                                                             | T(24)                                         | 33           | 0                   | 33          | 0%                                            | 1         | 0               | 1                      | 1119                            | 0                                   | 1119                        | 128     | 117      | 11                                             | 0.99%                                           | 1,075                      | 34                            | 30%                                  | 0                          | 0                                   | 73%                          | 45%                  | 0%                               | 12%                              | 6                              | 0                                |                                |
| 49 B                                                                             | T(24)                                         | 22           | 0                   | 22          | 0%                                            | 1         | 0               | 1                      | 675                             | 0                                   | 675                         | 84      | 44       | 40                                             | 6.30%                                           | 651                        | 31                            | 0%                                   | 0                          | 0                                   | 100%                         | 41%                  | 0%                               | 14%                              | 6                              | 0                                | 2nd VDG                        |
|                                                                                  |                                               | 55           | 0                   | 55          | 0%                                            | 2         | 0               | 2                      | 1794                            | 0                                   | 1794                        | 212     | 161      | 51                                             | 2.93%                                           | 1,726                      | 33                            | 18%                                  | 0                          | 0                                   | 84%                          | 44%                  | 0%                               | 13%                              | 12                             | 0                                |                                |



District Health Assessment for Multiple District 51 through January 2026

|  |                                               | Clubs        |                     |             |                                            |           |                 |                        | Membership                      |                                     |                             |         |          |                                                |                                                 | Member Strength            |                               | Cancellation                         |                            | Reports                             |                              |                      | Finance                          | Leadership                       |                                |                                  |                                |
|----------------------------------------------------------------------------------|-----------------------------------------------|--------------|---------------------|-------------|--------------------------------------------|-----------|-----------------|------------------------|---------------------------------|-------------------------------------|-----------------------------|---------|----------|------------------------------------------------|-------------------------------------------------|----------------------------|-------------------------------|--------------------------------------|----------------------------|-------------------------------------|------------------------------|----------------------|----------------------------------|----------------------------------|--------------------------------|----------------------------------|--------------------------------|
| District Name                                                                    | Status/<br>Number<br>of Months<br>in Status * | Active Clubs | Clubs in Status Quo | Total Clubs | % Status Quo Clubs in Financial Suspension | New Clubs | Cancelled Clubs | YTD Net Club Gain/Loss | Current Members In Active Clubs | Current Members In Status Quo Clubs | Current Total Members Count | YTD Add | YTD Drop | YTD NetGrowth (includes Active and Status Quo) | YTD NetGrowth% (includes Active and Status Quo) | Member Count 12 Months Ago | Average Member Count Per Club | % of Clubs with less than 20 members | Average Cancelled Club Age | Members Lost Due to Cancelled Clubs | % of Clubs Reporting Service | % No MMR in 3 Months | % No Officer Report in 12 months | % of Clubs with balance 90+ days | Number of Zone Chairs Recorded | Number of Region Chairs Recorded | District Officers Vacancies ** |
| 51 O                                                                             |                                               | 51           | 0                   | 51          | 0%                                         | 0         | 0               | 0                      | 2037                            | 0                                   | 2037                        | 108     | 91       | 17                                             | 0.84%                                           | 1,904                      | 40                            | 16%                                  | 0                          | 0                                   | 80%                          | 39%                  | 0%                               | 4%                               | 9                              | 4                                |                                |
| 51 E                                                                             | T(24)                                         | 23           | 1                   | 24          | 100%                                       | 1         | 2               | -1                     | 575                             | 81                                  | 656                         | 74      | 89       | -15                                            | -2.24%                                          | 604                        | 25                            | 38%                                  | 52                         | 23                                  | 75%                          | 50%                  | 8%                               | 21%                              | 5                              | 0                                |                                |
| 51 C                                                                             | T(24)                                         | 28           | 0                   | 28          | 0%                                         | 0         | 1               | -1                     | 854                             | 0                                   | 854                         | 68      | 93       | -25                                            | -2.84%                                          | 877                        | 31                            | 29%                                  | 86                         | 14                                  | 75%                          | 43%                  | 11%                              | 25%                              | 6                              | 1                                |                                |
|                                                                                  |                                               | 102          | 1                   | 103         | 100%                                       | 1         | 3               | -2                     | 3466                            | 81                                  | 3547                        | 250     | 273      | -23                                            | -0.64%                                          | 3,385                      | 35                            | 24%                                  | 63                         | 37                                  | 78%                          | 43%                  | 5%                               | 14%                              | 20                             | 5                                |                                |




District Health Assessment for Multiple District 60 through January 2026

| District Name | Status/<br>Number<br>of Months<br>in Status * | Clubs        |                     |             |                                            |           |                 |                        | Membership                      |                                     |                             |         |          |                                                |                                                 | Member Strength            |                               | Cancellation                         |                            | Reports                             |                              |                      | Finance                          |                                  | Leadership                     |                                  |                                |
|---------------|-----------------------------------------------|--------------|---------------------|-------------|--------------------------------------------|-----------|-----------------|------------------------|---------------------------------|-------------------------------------|-----------------------------|---------|----------|------------------------------------------------|-------------------------------------------------|----------------------------|-------------------------------|--------------------------------------|----------------------------|-------------------------------------|------------------------------|----------------------|----------------------------------|----------------------------------|--------------------------------|----------------------------------|--------------------------------|
|               |                                               | Active Clubs | Clubs in Status Quo | Total Clubs | % Status Quo Clubs in Financial Suspension | New Clubs | Cancelled Clubs | YTD Net Club Gain/Loss | Current Members In Active Clubs | Current Members In Status Quo Clubs | Current Total Members Count | YTD Add | YTD Drop | YTD NetGrowth (includes Active and Status Quo) | YTD NetGrowth% (includes Active and Status Quo) | Member Count 12 Months Ago | Average Member Count Per Club | % of Clubs with less than 20 members | Average Cancelled Club Age | Members Lost Due to Cancelled Clubs | % of Clubs Reporting Service | % No MMR in 3 Months | % No Officer Report in 12 months | % of Clubs with balance 90+ days | Number of Zone Chairs Recorded | Number of Region Chairs Recorded | District Officers Vacancies ** |
| 60 A          |                                               | 53           | 0                   | 53          | 0%                                         | 0         | 1               | -1                     | 1589                            | 0                                   | 1589                        | 42      | 80       | -38                                            | -2.34%                                          | 1,601                      | 30                            | 11%                                  | 28                         | 21                                  | 92%                          | 47%                  | 0%                               | 2%                               | 7                              | 3                                |                                |
| 60 B          |                                               | 57           | 2                   | 59          | 0%                                         | 0         | 0               | 0                      | 1933                            | 34                                  | 1967                        | 47      | 81       | -34                                            | -1.70%                                          | 1,962                      | 34                            | 20%                                  | 0                          | 0                                   | 92%                          | 56%                  | 3%                               | 8%                               | 11                             | 4                                |                                |
|               |                                               | 110          | 2                   | 112         | 0%                                         | 0         | 1               | -1                     | 3522                            | 34                                  | 3556                        | 89      | 161      | -72                                            | -1.98%                                          | 3,563                      | 32                            | 16%                                  | 28                         | 21                                  | 92%                          | 52%                  | 2%                               | 5%                               | 18                             | 7                                |                                |




District Health Assessment for District 10 through January 2026

|  |                                         | Clubs        |                     |             |                                            |           |                 |                        | Membership                      |                                     |                             |         |          |                                                |                                                 | Member Strength            |                               | Cancellation                         |                            | Reports                             |                              |                      | Finance                          | Leadership                       |                                |                                  |                                |
|----------------------------------------------------------------------------------|-----------------------------------------|--------------|---------------------|-------------|--------------------------------------------|-----------|-----------------|------------------------|---------------------------------|-------------------------------------|-----------------------------|---------|----------|------------------------------------------------|-------------------------------------------------|----------------------------|-------------------------------|--------------------------------------|----------------------------|-------------------------------------|------------------------------|----------------------|----------------------------------|----------------------------------|--------------------------------|----------------------------------|--------------------------------|
| District Name                                                                    | Status/<br>Number of Months in Status * | Active Clubs | Clubs in Status Quo | Total Clubs | % Status Quo Clubs in Financial Suspension | New Clubs | Cancelled Clubs | YTD Net Club Gain/Loss | Current Members In Active Clubs | Current Members In Status Quo Clubs | Current Total Members Count | YTD Add | YTD Drop | YTD NetGrowth (includes Active and Status Quo) | YTD NetGrowth% (includes Active and Status Quo) | Member Count 12 Months Ago | Average Member Count Per Club | % of Clubs with less than 20 members | Average Cancelled Club Age | Members Lost Due to Cancelled Clubs | % of Clubs Reporting Service | % No MMR in 3 Months | % No Officer Report in 12 months | % of Clubs with balance 90+ days | Number of Zone Chairs Recorded | Number of Region Chairs Recorded | District Officers Vacancies ** |
|                                                                                  |                                         |              |                     |             |                                            |           |                 |                        |                                 |                                     |                             |         |          |                                                |                                                 |                            |                               |                                      |                            |                                     |                              |                      |                                  |                                  |                                |                                  |                                |
| 10                                                                               |                                         | 46           | 0                   | 46          | 0%                                         | 0         | 2               | -2                     | 1307                            | 0                                   | 1307                        | 58      | 73       | -15                                            | -1.13%                                          | 1,313                      | 28                            | 30%                                  | 101                        | 21                                  | 100%                         | 54%                  | 11%                              | 11%                              | 0                              | 0                                |                                |
|                                                                                  |                                         | 46           | 0                   | 46          | 0%                                         | 0         | 2               | -2                     | 1307                            | 0                                   | 1307                        | 58      | 73       | -15                                            | -1.13%                                          | 1,313                      | 28                            | 30%                                  | 101                        | 21                                  | 100%                         | 54%                  | 11%                              | 11%                              | 0                              | 0                                |                                |




District Health Assessment for District 15 through January 2026

|  |                                               | Clubs        |                     |             |                                         |           |                 |                        | Membership                      |                                     |                             |         |          |                                                |                                                 | Member Strength            |                               | Cancellation                         |                            | Reports                             |                              |                      | Finance                          | Leadership                       |                                |                                  |                                |
|----------------------------------------------------------------------------------|-----------------------------------------------|--------------|---------------------|-------------|-----------------------------------------|-----------|-----------------|------------------------|---------------------------------|-------------------------------------|-----------------------------|---------|----------|------------------------------------------------|-------------------------------------------------|----------------------------|-------------------------------|--------------------------------------|----------------------------|-------------------------------------|------------------------------|----------------------|----------------------------------|----------------------------------|--------------------------------|----------------------------------|--------------------------------|
| District Name                                                                    | Status/<br>Number<br>of Months<br>in Status * | Active Clubs | Clubs in Status Quo | Total Clubs | % Status Quo<br>in Financial Suspension | New Clubs | Cancelled Clubs | YTD Net Club Gain/Loss | Current Members In Active Clubs | Current Members In Status Quo Clubs | Current Total Members Count | YTD Add | YTD Drop | YTD NetGrowth (includes Active and Status Quo) | YTD NetGrowth% (includes Active and Status Quo) | Member Count 12 Months Ago | Average Member Count Per Club | % of Clubs with less than 20 members | Average Cancelled Club Age | Members Lost Due to Cancelled Clubs | % of Clubs Reporting Service | % No MMR in 3 Months | % No Officer Report in 12 months | % of Clubs with balance 90+ days | Number of Zone Chairs Recorded | Number of Region Chairs Recorded | District Officers Vacancies ** |
| 15                                                                               | T(24)                                         | 36           | 0                   | 36          | 0%                                      | 0         | 0               | 0                      | 824                             | 0                                   | 824                         | 35      | 47       | -12                                            | -1.44%                                          | 831                        | 23                            | 58%                                  | 0                          | 0                                   | 14%                          | 44%                  | 0%                               | 3%                               | 0                              | 0                                | 2nd VDG                        |
|                                                                                  |                                               | 36           | 0                   | 36          | 0%                                      | 0         | 0               | 0                      | 824                             | 0                                   | 824                         | 35      | 47       | -12                                            | -1.44%                                          | 831                        | 23                            | 58%                                  | 0                          | 0                                   | 14%                          | 44%                  | 0%                               | 3%                               | 0                              | 0                                |                                |




District Health Assessment for District 37 through January 2026

| <div></div> <div>Status/<br/>District<br/>Name</div> <div>Number<br/>of Months<br/>in Status *</div> |  | Clubs           |                              |                |                                                        |              |                    |                                     | Membership                               |                                                 |                                      |            |             |                                                            |                                                             | Member Strength                     |                                        | Cancellation                                     |                                     | Reports                                         |                                       |                               | Finance                                   | Leadership                                |                                            |                                              |                                         |
|--------------------------------------------------------------------------------------------------------------------------------------------------------------------------------------|--|-----------------|------------------------------|----------------|--------------------------------------------------------|--------------|--------------------|-------------------------------------|------------------------------------------|-------------------------------------------------|--------------------------------------|------------|-------------|------------------------------------------------------------|-------------------------------------------------------------|-------------------------------------|----------------------------------------|--------------------------------------------------|-------------------------------------|-------------------------------------------------|---------------------------------------|-------------------------------|-------------------------------------------|-------------------------------------------|--------------------------------------------|----------------------------------------------|-----------------------------------------|
|                                                                                                                                                                                      |  | Active<br>Clubs | Clubs<br>in<br>Status<br>Quo | Total<br>Clubs | % Status<br>Quo<br>Clubs<br>in Financial<br>Suspension | New<br>Clubs | Cancelled<br>Clubs | YTD<br>Net<br>Club<br>Gain/<br>Loss | Current<br>Members<br>In Active<br>Clubs | Current<br>Members<br>In Status<br>Quo<br>Clubs | Current<br>Total<br>Members<br>Count | YTD<br>Add | YTD<br>Drop | YTD<br>NetGrowth<br>(includes<br>Active and<br>Status Quo) | YTD<br>NetGrowth%<br>(includes<br>Active and<br>Status Quo) | Member<br>Count 12<br>Months<br>Ago | Average<br>Member<br>Count<br>Per Club | % of<br>Clubs<br>with less<br>than 20<br>members | Average<br>Cancelled<br>Club<br>Age | Members<br>Lost<br>Due to<br>Cancelled<br>Clubs | % of<br>Clubs<br>Reporting<br>Service | % No<br>MMR<br>in<br>3 Months | % No<br>Officer<br>Report in<br>12 months | % of Clubs<br>with<br>balance<br>90+ days | Number<br>of<br>Zone<br>Chairs<br>Recorded | Number<br>of<br>Region<br>Chairs<br>Recorded | District<br>Officers<br>Vacancies<br>** |
| 37                                                                                                                                                                                   |  | 57              | 0                            | 57             | 0%                                                     | 0            | 0                  | 0                                   | 1508                                     | 0                                               | 1508                                 | 73         | 75          | -2                                                         | -0.13%                                                      | 1,494                               | 26                                     | 39%                                              | 0                                   | 0                                               | 42%                                   | 44%                           | 0%                                        | 9%                                        | 3                                          | 0                                            |                                         |
|                                                                                                                                                                                      |  | 57              | 0                            | 57             | 0%                                                     | 0            | 0                  | 0                                   | 1508                                     | 0                                               | 1508                                 | 73         | 75          | -2                                                         | -0.13%                                                      | 1,494                               | 26                                     | 39%                                              | 0                                   | 0                                               | 42%                                   | 44%                           | 0%                                        | 9%                                        | 3                                          | 0                                            |                                         |




District Health Assessment for District 40 through January 2026

|  |                                               | Clubs        |                              |             |                                               |           |                 |                                     | Membership                               |                                                 |                                      |            |             |                                                            |                                                             | Member Strength                     |                                        | Cancellation                                     |                                     | Reports                                         |                                       |                               | Finance                                   | Leadership                                |                                            |                                              |                                         |
|----------------------------------------------------------------------------------|-----------------------------------------------|--------------|------------------------------|-------------|-----------------------------------------------|-----------|-----------------|-------------------------------------|------------------------------------------|-------------------------------------------------|--------------------------------------|------------|-------------|------------------------------------------------------------|-------------------------------------------------------------|-------------------------------------|----------------------------------------|--------------------------------------------------|-------------------------------------|-------------------------------------------------|---------------------------------------|-------------------------------|-------------------------------------------|-------------------------------------------|--------------------------------------------|----------------------------------------------|-----------------------------------------|
| District Name                                                                    | Status/<br>Number<br>of Months<br>in Status * | Active Clubs | Clubs<br>in<br>Status<br>Quo | Total Clubs | % Status<br>Quo<br>in Financial<br>Suspension | New Clubs | Cancelled Clubs | YTD<br>Net<br>Club<br>Gain/<br>Loss | Current<br>Members<br>In Active<br>Clubs | Current<br>Members<br>In Status<br>Quo<br>Clubs | Current<br>Total<br>Members<br>Count | YTD<br>Add | YTD<br>Drop | YTD<br>NetGrowth<br>(includes<br>Active and<br>Status Quo) | YTD<br>NetGrowth%<br>(includes<br>Active and<br>Status Quo) | Member<br>Count 12<br>Months<br>Ago | Average<br>Member<br>Count<br>Per Club | % of<br>Clubs<br>with less<br>than 20<br>members | Average<br>Cancelled<br>Club<br>Age | Members<br>Lost<br>Due to<br>Cancelled<br>Clubs | % of<br>Clubs<br>Reporting<br>Service | % No<br>MMR<br>in<br>3 Months | % No<br>Officer<br>Report in<br>12 months | % of Clubs<br>with<br>balance<br>90+ days | Number<br>of<br>Zone<br>Chairs<br>Recorded | Number<br>of<br>Region<br>Chairs<br>Recorded | District<br>Officers<br>Vacancies<br>** |
| 40                                                                               | T(7)                                          | 46           | 0                            | 46          | 0%                                            | 1         | 0               | 1                                   | 905                                      | 0                                               | 905                                  | 115        | 88          | 27                                                         | 3.08%                                                       | 847                                 | 20                                     | 61%                                              | 0                                   | 0                                               | 59%                                   | 43%                           | 0%                                        | 4%                                        | 7                                          | 3                                            | 2nd VDG                                 |
|                                                                                  |                                               | 46           | 0                            | 46          | 0%                                            | 1         | 0               | 1                                   | 905                                      | 0                                               | 905                                  | 115        | 88          | 27                                                         | 3.08%                                                       | 847                                 | 20                                     | 61%                                              | 0                                   | 0                                               | 59%                                   | 43%                           | 0%                                        | 4%                                        | 7                                          | 3                                            |                                         |




District Health Assessment for District 41 through January 2026

|  | Clubs                       |                                    |                 |                              |                |                                                        |              |                    | Membership                          |                                          |                                                 |                                      |            |             |                                                            | Member Strength                                             |                                     | Cancellation                           |                                                  | Reports                             |                                                 |                                       | Finance                       | Leadership                                |                                           |                                            |                                              |                                         |
|----------------------------------------------------------------------------------|-----------------------------|------------------------------------|-----------------|------------------------------|----------------|--------------------------------------------------------|--------------|--------------------|-------------------------------------|------------------------------------------|-------------------------------------------------|--------------------------------------|------------|-------------|------------------------------------------------------------|-------------------------------------------------------------|-------------------------------------|----------------------------------------|--------------------------------------------------|-------------------------------------|-------------------------------------------------|---------------------------------------|-------------------------------|-------------------------------------------|-------------------------------------------|--------------------------------------------|----------------------------------------------|-----------------------------------------|
|                                                                                  | Status/<br>District<br>Name | Number<br>of Months<br>in Status * | Active<br>Clubs | Clubs<br>in<br>Status<br>Quo | Total<br>Clubs | % Status<br>Quo<br>Clubs<br>in Financial<br>Suspension | New<br>Clubs | Cancelled<br>Clubs | YTD<br>Net<br>Club<br>Gain/<br>Loss | Current<br>Members<br>In Active<br>Clubs | Current<br>Members<br>In Status<br>Quo<br>Clubs | Current<br>Total<br>Members<br>Count | YTD<br>Add | YTD<br>Drop | YTD<br>NetGrowth<br>(includes<br>Active and<br>Status Quo) | YTD<br>NetGrowth%<br>(includes<br>Active and<br>Status Quo) | Member<br>Count 12<br>Months<br>Ago | Average<br>Member<br>Count<br>Per Club | % of<br>Clubs<br>with less<br>than 20<br>members | Average<br>Cancelled<br>Club<br>Age | Members<br>Lost<br>Due to<br>Cancelled<br>Clubs | % of<br>Clubs<br>Reporting<br>Service | % No<br>MMR<br>in<br>3 Months | % No<br>Officer<br>Report in<br>12 months | % of Clubs<br>with<br>balance<br>90+ days | Number<br>of<br>Zone<br>Chairs<br>Recorded | Number<br>of<br>Region<br>Chairs<br>Recorded | District<br>Officers<br>Vacancies<br>** |
| 41                                                                               |                             | 62                                 | 0               | 62                           | 0%             | 0                                                      | 0            | 0                  |                                     | 1730                                     | 0                                               | 1730                                 | 75         | 100         | -25                                                        | -1.42%                                                      | 1,783                               | 28                                     | 34%                                              | 0                                   | 0                                               | 35%                                   | 39%                           | 2%                                        | 5%                                        | 11                                         | 0                                            |                                         |
|                                                                                  |                             | 62                                 | 0               | 62                           | 0%             | 0                                                      | 0            | 0                  |                                     | 1730                                     | 0                                               | 1730                                 | 75         | 100         | -25                                                        | -1.42%                                                      | 1,783                               | 28                                     | 34%                                              | 0                                   | 0                                               | 35%                                   | 39%                           | 2%                                        | 5%                                        | 11                                         | 0                                            |                                         |






District Health Assessment for District 42 through January 2026

|  |                                               | Clubs        |                     |             |                                         |           |                 |                        | Membership                      |                                     |                             |         |          |                                                |                                                 | Member Strength            |                               | Cancellation                         |                            | Reports                             |                              |                      | Finance                          | Leadership                       |                                |                                  |                                |
|----------------------------------------------------------------------------------|-----------------------------------------------|--------------|---------------------|-------------|-----------------------------------------|-----------|-----------------|------------------------|---------------------------------|-------------------------------------|-----------------------------|---------|----------|------------------------------------------------|-------------------------------------------------|----------------------------|-------------------------------|--------------------------------------|----------------------------|-------------------------------------|------------------------------|----------------------|----------------------------------|----------------------------------|--------------------------------|----------------------------------|--------------------------------|
| District Name                                                                    | Status/<br>Number<br>of Months<br>in Status * | Active Clubs | Clubs in Status Quo | Total Clubs | % Status Quo<br>in Financial Suspension | New Clubs | Cancelled Clubs | YTD Net Club Gain/Loss | Current Members In Active Clubs | Current Members In Status Quo Clubs | Current Total Members Count | YTD Add | YTD Drop | YTD NetGrowth (includes Active and Status Quo) | YTD NetGrowth% (includes Active and Status Quo) | Member Count 12 Months Ago | Average Member Count Per Club | % of Clubs with less than 20 members | Average Cancelled Club Age | Members Lost Due to Cancelled Clubs | % of Clubs Reporting Service | % No MMR in 3 Months | % No Officer Report in 12 months | % of Clubs with balance 90+ days | Number of Zone Chairs Recorded | Number of Region Chairs Recorded | District Officers Vacancies ** |
| 42                                                                               | T(24)                                         | 26           | 0                   | 26          | 0%                                      | 0         | 0               | 0                      | 1003                            | 0                                   | 1003                        | 43      | 60       | -17                                            | -1.67%                                          | 1,010                      | 39                            | 35%                                  | 0                          | 0                                   | 54%                          | 46%                  | 4%                               | 27%                              | 3                              | 0                                | 1st VDG,2nd VDG,GLT,GST        |
|                                                                                  |                                               | 26           | 0                   | 26          | 0%                                      | 0         | 0               | 0                      | 1003                            | 0                                   | 1003                        | 43      | 60       | -17                                            | -1.67%                                          | 1,010                      | 39                            | 35%                                  | 0                          | 0                                   | 54%                          | 46%                  | 4%                               | 27%                              | 3                              | 0                                |                                |




District Health Assessment for District 45 through January 2026

|  |                                               | Clubs        |                     |             |                                         |           |                 |                        | Membership                      |                                     |                             |         |          |                                                |                                                 | Member Strength            |                               | Cancellation                         |                            | Reports                             |                              |                      | Finance                          | Leadership                       |                                |                                  |                                |
|----------------------------------------------------------------------------------|-----------------------------------------------|--------------|---------------------|-------------|-----------------------------------------|-----------|-----------------|------------------------|---------------------------------|-------------------------------------|-----------------------------|---------|----------|------------------------------------------------|-------------------------------------------------|----------------------------|-------------------------------|--------------------------------------|----------------------------|-------------------------------------|------------------------------|----------------------|----------------------------------|----------------------------------|--------------------------------|----------------------------------|--------------------------------|
| District Name                                                                    | Status/<br>Number<br>of Months<br>in Status * | Active Clubs | Clubs in Status Quo | Total Clubs | % Status Quo<br>in Financial Suspension | New Clubs | Cancelled Clubs | YTD Net Club Gain/Loss | Current Members In Active Clubs | Current Members In Status Quo Clubs | Current Total Members Count | YTD Add | YTD Drop | YTD NetGrowth (includes Active and Status Quo) | YTD NetGrowth% (includes Active and Status Quo) | Member Count 12 Months Ago | Average Member Count Per Club | % of Clubs with less than 20 members | Average Cancelled Club Age | Members Lost Due to Cancelled Clubs | % of Clubs Reporting Service | % No MMR in 3 Months | % No Officer Report in 12 months | % of Clubs with balance 90+ days | Number of Zone Chairs Recorded | Number of Region Chairs Recorded | District Officers Vacancies ** |
| 45                                                                               | T(24)                                         | 29           | 0                   | 29          | 0%                                      | 0         | 1               | -1                     | 910                             | 0                                   | 910                         | 82      | 68       | 14                                             | 1.56%                                           | 939                        | 31                            | 24%                                  | 44                         | 0                                   | 62%                          | 48%                  | 3%                               | 14%                              | 0                              | 0                                |                                |
|                                                                                  |                                               | 29           | 0                   | 29          | 0%                                      | 0         | 1               | -1                     | 910                             | 0                                   | 910                         | 82      | 68       | 14                                             | 1.56%                                           | 939                        | 31                            | 24%                                  | 44                         | 0                                   | 62%                          | 48%                  | 3%                               | 14%                              | 0                              | 0                                |                                |




District Health Assessment for District 46 through January 2026

|  Status/<br>District<br>Name<br>Number<br>of Months<br>in Status * |       | Clubs           |                              |                |                                               |              |                    |                                     | Membership                               |                                                 |                                      |            |             |                                                            |                                                             | Member Strength                     |                                        | Cancellation                                     |                                     | Reports                                         |                                       |                               | Finance                                   | Leadership                                |                                            |                                              |                                         |
|----------------------------------------------------------------------------------------------------------------------------------------------------|-------|-----------------|------------------------------|----------------|-----------------------------------------------|--------------|--------------------|-------------------------------------|------------------------------------------|-------------------------------------------------|--------------------------------------|------------|-------------|------------------------------------------------------------|-------------------------------------------------------------|-------------------------------------|----------------------------------------|--------------------------------------------------|-------------------------------------|-------------------------------------------------|---------------------------------------|-------------------------------|-------------------------------------------|-------------------------------------------|--------------------------------------------|----------------------------------------------|-----------------------------------------|
|                                                                                                                                                    |       | Active<br>Clubs | Clubs<br>in<br>Status<br>Quo | Total<br>Clubs | % Status<br>Quo<br>in Financial<br>Suspension | New<br>Clubs | Cancelled<br>Clubs | YTD<br>Net<br>Club<br>Gain/<br>Loss | Current<br>Members<br>In Active<br>Clubs | Current<br>Members<br>In Status<br>Quo<br>Clubs | Current<br>Total<br>Members<br>Count | YTD<br>Add | YTD<br>Drop | YTD<br>NetGrowth<br>(includes<br>Active and<br>Status Quo) | YTD<br>NetGrowth%<br>(includes<br>Active and<br>Status Quo) | Member<br>Count 12<br>Months<br>Ago | Average<br>Member<br>Count<br>Per Club | % of<br>Clubs<br>with less<br>than 20<br>members | Average<br>Cancelled<br>Club<br>Age | Members<br>Lost<br>Due to<br>Cancelled<br>Clubs | % of<br>Clubs<br>Reporting<br>Service | % No<br>MMR<br>in<br>3 Months | % No<br>Officer<br>Report in<br>12 months | % of Clubs<br>with<br>balance<br>90+ days | Number<br>of<br>Zone<br>Chairs<br>Recorded | Number<br>of<br>Region<br>Chairs<br>Recorded | District<br>Officers<br>Vacancies<br>** |
| 46                                                                                                                                                 | T(24) | 50              | 0                            | 50             | 0%                                            | 0            | 0                  | 0                                   | 1102                                     | 0                                               | 1102                                 | 88         | 97          | -9                                                         | -0.81%                                                      | 1,158                               | 22                                     | 52%                                              | 0                                   | 0                                               | 54%                                   | 38%                           | 4%                                        | 2%                                        | 12                                         | 5                                            | GST                                     |
|                                                                                                                                                    |       | 50              | 0                            | 50             | 0%                                            | 0            | 0                  | 0                                   | 1102                                     | 0                                               | 1102                                 | 88         | 97          | -9                                                         | -0.81%                                                      | 1,158                               | 22                                     | 52%                                              | 0                                   | 0                                               | 54%                                   | 38%                           | 4%                                        | 2%                                        | 12                                         | 5                                            |                                         |




District Health Assessment for District 50 through January 2026

|  Status/<br>District<br>Name of Months<br>in Status * |  | Clubs           |                              |                |                                                        |              |                    |                                     | Membership                               |                                                 |                                      |            |             |                                                            |                                                             | Member Strength                     |                                        | Cancellation                                     |                                     | Reports                                         |                                       |                               | Finance                                   |                                           | Leadership                                 |                                              |                                         |
|---------------------------------------------------------------------------------------------------------------------------------------|--|-----------------|------------------------------|----------------|--------------------------------------------------------|--------------|--------------------|-------------------------------------|------------------------------------------|-------------------------------------------------|--------------------------------------|------------|-------------|------------------------------------------------------------|-------------------------------------------------------------|-------------------------------------|----------------------------------------|--------------------------------------------------|-------------------------------------|-------------------------------------------------|---------------------------------------|-------------------------------|-------------------------------------------|-------------------------------------------|--------------------------------------------|----------------------------------------------|-----------------------------------------|
|                                                                                                                                       |  | Active<br>Clubs | Clubs<br>in<br>Status<br>Quo | Total<br>Clubs | % Status<br>Quo<br>Clubs<br>in Financial<br>Suspension | New<br>Clubs | Cancelled<br>Clubs | YTD<br>Net<br>Club<br>Gain/<br>Loss | Current<br>Members<br>In Active<br>Clubs | Current<br>Members<br>In Status<br>Quo<br>Clubs | Current<br>Total<br>Members<br>Count | YTD<br>Add | YTD<br>Drop | YTD<br>NetGrowth<br>(includes<br>Active and<br>Status Quo) | YTD<br>NetGrowth%<br>(includes<br>Active and<br>Status Quo) | Member<br>Count 12<br>Months<br>Ago | Average<br>Member<br>Count<br>Per Club | % of<br>Clubs<br>with less<br>than 20<br>members | Average<br>Cancelled<br>Club<br>Age | Members<br>Lost<br>Due to<br>Cancelled<br>Clubs | % of<br>Clubs<br>Reporting<br>Service | % No<br>MMR<br>in<br>3 Months | % No<br>Officer<br>Report in<br>12 months | % of Clubs<br>with<br>balance<br>90+ days | Number<br>of<br>Zone<br>Chairs<br>Recorded | Number<br>of<br>Region<br>Chairs<br>Recorded | District<br>Officers<br>Vacancies<br>** |
| 50                                                                                                                                    |  | 58              | 0                            | 58             | 0%                                                     | 0            | 0                  | 0                                   | 1468                                     | 0                                               | 1468                                 | 107        | 119         | -12                                                        | -0.81%                                                      | 1,354                               | 25                                     | 34%                                              | 0                                   | 0                                               | 81%                                   | 48%                           | 0%                                        | 12%                                       | 14                                         | 0                                            |                                         |
|                                                                                                                                       |  | 58              | 0                            | 58             | 0%                                                     | 0            | 0                  | 0                                   | 1468                                     | 0                                               | 1468                                 | 107        | 119         | -12                                                        | -0.81%                                                      | 1,354                               | 25                                     | 34%                                              | 0                                   | 0                                               | 81%                                   | 48%                           | 0%                                        | 12%                                       | 14                                         | 0                                            |                                         |



District Health Assessment for Multiple District N through January 2026

|  |                                               | Clubs        |                     |             |                                            |           |                 |                        | Membership                      |                                     |                             |         |          |                                                |                                                 | Member Strength            |                               | Cancellation                         |                            | Reports                             |                              |                      | Finance                          | Leadership                       |                                |                                  |                                |
|----------------------------------------------------------------------------------|-----------------------------------------------|--------------|---------------------|-------------|--------------------------------------------|-----------|-----------------|------------------------|---------------------------------|-------------------------------------|-----------------------------|---------|----------|------------------------------------------------|-------------------------------------------------|----------------------------|-------------------------------|--------------------------------------|----------------------------|-------------------------------------|------------------------------|----------------------|----------------------------------|----------------------------------|--------------------------------|----------------------------------|--------------------------------|
| District Name                                                                    | Status/<br>Number<br>of Months<br>in Status * | Active Clubs | Clubs in Status Quo | Total Clubs | % Status Quo Clubs in Financial Suspension | New Clubs | Cancelled Clubs | YTD Net Club Gain/Loss | Current Members In Active Clubs | Current Members In Status Quo Clubs | Current Total Members Count | YTD Add | YTD Drop | YTD NetGrowth (includes Active and Status Quo) | YTD NetGrowth% (includes Active and Status Quo) | Member Count 12 Months Ago | Average Member Count Per Club | % of Clubs with less than 20 members | Average Cancelled Club Age | Members Lost Due to Cancelled Clubs | % of Clubs Reporting Service | % No MMR in 3 Months | % No Officer Report in 12 months | % of Clubs with balance 90+ days | Number of Zone Chairs Recorded | Number of Region Chairs Recorded | District Officers Vacancies ** |
| N 1                                                                              |                                               | 3            | 0                   | 3           | 0%                                         | 0         | 0               | 0                      | 174                             | 0                                   | 174                         | 5       | 1        | 4                                              | 2.35%                                           | 176                        | 58                            | 0%                                   | 0                          | 0                                   | 67%                          | 67%                  | 0%                               | 0%                               | 13                             | 0                                |                                |
|                                                                                  |                                               | 3            | 0                   | 3           | 0%                                         | 0         | 0               | 0                      | 174                             | 0                                   | 174                         | 5       | 1        | 4                                              | 2.35%                                           | 176                        | 58                            | 0%                                   | 0                          | 0                                   | 67%                          | 67%                  | 0%                               | 0%                               | 13                             | 0                                |                                |

\* - District Status: P - Provisional, T - Transitional.

\*\* - District Officers Vacancies: DG - District Governor, 1st VDG - First Vice District Governor, 2nd VDG - Second Vice District Governor.